

Roseville, CA

The National Community Survey

Report of Results
2021

Report by:



Visit us online!
www.polco.us

About The NCS™

The National Community Survey™ (The NCS™) report is about the “livability” of Roseville. A livable community is a place that is not simply habitable, but that is desirable. It is not only where people do live, but where they want to live. The survey was developed by the experts at Polco’s National Research Center.

Great communities are partnerships of the government, private sector, community-based organizations and residents, all geographically connected. The NCS captures residents’ opinions considering ten central facets of a community:

- Economy
- Mobility
- Community Design
- Utilities
- Safety
- Natural Environment
- Parks and Recreation
- Health and Wellness
- Education, Arts, and Culture
- Inclusivity and Engagement

The report provides the opinions of a representative sample of 476 residents of the City of Roseville collected from January 19, 2021 to March 10, 2021. The margin of error around any reported percentage is 5% for all respondents and the response rate for the 2021 survey was 16%. Survey results were weighted so that the demographic profile of respondents was representative of the demographic profile of adults in Roseville.



How the results are reported

For the most part, the percentages presented in the following tabs represent the “percent positive.” Most commonly, the percent positive is the combination of the top two most positive response options (i.e., excellent/good, very safe/somewhat safe, etc.). On many of the questions in the survey respondents may answer “don’t know.” The proportion of respondents giving this reply is shown in the full set of responses included in the tab “Complete data.” However, these responses have been removed from the analyses presented in most of the tabs. In other words, the tables and graphs display the responses from respondents who had an opinion about a specific item.

Comparisons to benchmarks

NRC’s database of comparative resident opinion is comprised of resident perspectives gathered in surveys from over 600 communities whose residents evaluated the same kinds of topics on The National Community Survey. The comparison evaluations are from the most recent survey completed in each community in the last five years. NRC adds the latest results quickly upon survey completion, keeping the benchmark data fresh and relevant. The communities in the database represent a wide geographic and population range. In each tab, Roseville’s results are noted as being “higher” than the benchmark, “lower” than the benchmark or “similar” to the benchmark, meaning that the average rating given by Roseville residents is statistically similar to or different (greater or lesser) than the benchmark. Being rated as “higher” or “lower” than the benchmark means that Roseville’s average rating for a particular item was more than 10 points different than the benchmark. If a rating was “much higher” or “much lower,” then Roseville’s average rating was more than 20 points different when compared to the benchmark.

The survey was administered during the COVID-19 pandemic, a time of challenge for many local governments. While we provide comparisons to national benchmarks, it is important to note that much of the benchmark data was collected prior to the pandemic. This may impact how your City’s 2020 ratings compare to other communities’ ratings from the past five years.

Methods

Selecting survey recipients

All households within the City of Roseville were eligible to participate in the survey. A list of all households within the zip codes serving Roseville was purchased from Go-Dog Direct based on updated listings from the United States Postal Service. Since some of the zip codes that serve the City of Roseville households may also serve addresses that lie outside of the community, the exact geographic location of each housing unit was compared to community boundaries using the most current municipal boundary file. Addresses located outside of the City of Roseville boundaries were removed from the list of potential households to survey. Each address identified as being within city boundaries was further identified as being within one of the five areas. From that list, addresses were randomly selected as survey recipients, with multi-family housing units (defined as those with a unit number) sampled at a rate of 5:3 compared to single family housing units.

An individual within each household was selected using the birthday method. The birthday method selects a person within the household by asking the “person whose birthday has most recently passed” to complete the questionnaire. The underlying assumption in this method is that day of birth has no relationship to the way people respond to surveys. This instruction was contained in the introduction of the survey.

Conducting the survey

The 3,000 randomly selected households received mailings beginning on January 19, 2021 and the survey remained open for seven weeks. For 1,500 households, the first mailing was a postcard inviting the household to participate in the survey. The next mailing contained a cover letter with instructions, the survey questionnaire, and a postage-paid return envelope. The final mailing contained a reminder letter, another survey, and a postage-paid return envelope. For the remaining 1,500 households, the first mailing was a postcard inviting the household to participate, followed one week later by a reminder postcard. All mailings included a web link to give residents the opportunity to respond to the survey online. All follow-up mailings asked those who had not completed the survey to do so and those who had already done so to refrain from completing the survey again.

The survey was available in English and Spanish. All mailings contained paragraphs in both languages instructing participants on how to complete the survey in their preferred language.

About 1% of the 3,000 mailed invitations or surveys were returned because the household address was vacant or the postal service was unable to deliver the survey as addressed. Of the remaining 2,972 households that received the invitations to participate, 476 completed the survey, providing an overall response rate of 16%. The response rates was calculated using AAPOR’s response rate #2* for mailed surveys of unnamed persons.

It is customary to describe the precision of estimates made from surveys by a “level of confidence” and accompanying “confidence interval” (or margin of error). A traditional level of confidence, and the one used here, is 95%. The 95% confidence interval can be any size and quantifies the sampling error or imprecision of the survey results because some residents’ opinions are relied on to estimate all residents’ opinions. The margin of error for the City of Roseville survey is no greater than plus or minus five percentage points around any given percent reported for all respondents (476 completed surveys).

In addition to the randomly selected “probability sample” of households, a link to an online open participation survey was publicized by the City of Roseville. The open participation survey was identical to the probability sample survey with two small updates; it included a map at the beginning asking where the respondent lives and a question about where they heard about the survey. The open participation survey was open to all city residents and became available on February 23, 2021. The survey remained open for two weeks. The data presented in the following tabs exclude the open participation survey data, but a tab at the end provides the complete frequency of responses to questions by the open participation respondents.

Analyzing the data

Responses from mailed surveys were entered into an electronic dataset using a “key and verify” method, where all responses are entered twice and compared to each other. Any discrepancies were resolved in comparison to the original survey form. Range checks as well as other forms of quality control were also performed. Responses from surveys completed on Polco were downloaded and merged with the mailed survey responses.

The demographics of the survey respondents were compared to those found in the 2010 Census and 2017 American Community Survey estimates for adults in the City of Roseville. The primary objective of weighting survey data is to make the survey respondents reflective of the larger population of the community. The characteristics used for weighting were age, sex, race, Hispanic origin, housing type, housing tenure, and area. No adjustments were made for design effects. Weights were calculated using an iterative, multiplicative raking model known as the ANES Weighting Algorithm.* The results of the weighting scheme for the probability sample are presented in the following table.

NRC aligns demographic labels with those used by the U.S. Census for reporting purposes, when possible. Some categories (e.g., age, race/Hispanic origin, housing type, and length of residency) are combined into smaller subgroups.

		Unweighted	Weighted	Target*
Age	18-34	8%	27%	28%
	35-54	31%	36%	37%
	55+	61%	36%	36%
Area	District 1	16%	19%	19%
	District 2	18%	19%	19%
	District 3	20%	21%	21%
	District 4	22%	19%	19%
	District 5	24%	22%	22%
Hispanic origin	No, not Spanish, Hispanic, or Latino	88%	87%	87%
	Spanish, Hispanic, or Latino	12%	13%	13%
Housing tenure	Own	82%	65%	65%
	Rent	18%	35%	35%
Housing type	Attached	14%	24%	24%
	Detached	86%	76%	76%
Race & Hispanic origin	Not white alone	32%	28%	28%
	White alone, not Hispanic or Latino	68%	72%	72%
Sex	Female	53%	53%	53%
	Male	47%	47%	47%
Sex/age	Female 18-34	4%	14%	14%
	Female 35-54	18%	19%	19%
	Female 55+	30%	20%	20%
	Male 18-34	4%	14%	14%
	Male 35-54	14%	18%	18%
	Male 55+	29%	16%	16%

The survey datasets were analyzed using all or some of a combination of the Statistical Package for the Social Sciences (SPSS), R, Python and Tableau. For the most part, the percentages presented in the reports represent the “percent positive.” The percent positive is the combination of the top two most positive response options (i.e., excellent/good, very safe/somewhat safe, essential/very important, etc.), or, in the case of resident behaviors/participation, the percent positive represents the proportion of respondents indicating “yes” or participating in an activity at least once a month.

On many of the questions in the survey respondents may answer “don’t know.” The proportion of respondents giving this reply is shown in the full set of responses included in the tab “Complete data”. However, these responses have been removed from the analyses presented in the reports. In other words, the tables and graphs display the responses from respondents who had an opinion about a specific item.

Contact

The City of Roseville funded this research. Please contact Megan MacPherson Schied of the City of Roseville at mscheid@roseville.ca.us if you have any questions about the survey.

Survey Validity

See the Polco Knowledge Base article on survey validity at <https://info.polco.us/knowledge/statistical-vali>

* See AAPOR’s Standard Definitions for more information at

<https://www.aapor.org/Publications-Media/AAPOR-Journals/Standard-Definitions.aspx>

* Pasek, J. (2010). ANES Weighting Algorithm. Retrieved from

<https://web.stanford.edu/group/iriss/cgi-bin/anesrake/resources/RakingDescription.pdf>

* Targets come from the 2010 Census and 2017 American Community Survey

Highlights

Roseville residents enjoy a high quality of life, and the City's utilities contribute to the high marks.

Residents value the quality of life in Roseville, with 9 in 10 giving positive reviews to the City as a place to live and the overall quality of life in the community; these ratings were higher than the national benchmarks. Around 90% of respondents indicated they were either very likely or somewhat likely to remain in Roseville for the next five years and to recommend living in the City to someone who asks. The overall image or reputation of Roseville also received exceptional marks from 93% of community members and ranked above the national benchmark.

In addition to the high indicators of the quality of life, Roseville residents gave exceptional marks to utilities in the community. 97% of community members responded that the overall quality of the utility infrastructure was excellent or good, while 92% stated similarly for storm water management, putting both items much higher than the national benchmarks. Over 90% of respondents gave positive marks to utility billing, drinking water, garbage collection, sewer services, and power (electric and/or gas) utility, all of which were higher than the national benchmark. Affordable high-speed internet access received positive scores from about two-thirds of residents.

Community members are pleased with their local government.

Residents gave outstanding and above-average marks to almost every aspect of government performance in Roseville. About 9 in 10 respondents gave high marks to the overall quality of services provided by the City of Roseville as well as the overall customer service provided by Roseville employees. At least three-quarters of residents assigned positive reviews to the City treating residents fairly and with respect, being honest, and generally acting in the best interest of the community. About 77% of residents rated the value of services for the taxes paid to the City and the overall direction of Roseville as excellent or good. Being open and transparent to the public and the overall confidence in Roseville government scored similarly high marks (73% and 72%, respectively). Over 65% of respondents also gave excellent or good marks to the City informing residents about issues facing the community and the job Roseville does at welcoming resident involvement. All of the aforementioned items scored higher than the national benchmarks.

When asked about their preferred methods for receiving news and information from the City, more than half of residents indicated they either strongly or somewhat preferred the City's website and email newsletters and around 32% of community members preferred mail. Social media platforms were less popular than other methods; the most preferred platform was Facebook at 25%, followed by Nextdoor (20%), Instagram (16%), and Twitter (10%). Similarly, fewer than 2 in 10 respondents indicated they either strongly or somewhat prefer community meetings or other methods.

Resident's praise Roseville's economy.

Roseville's economy was an important and positively rated facet of the community. The City as a place to work scored much higher than the national benchmark, with 88% of respondents rating it excellent or good. About 9 in 10 residents gave high marks to the overall economic health of Roseville, and the quality of economic development and employment opportunities also received higher-than-average ratings from at least 7 in 10 residents. In addition, the City's shopping opportunities scored much higher than the benchmark (93% excellent or good). At least 8 in 10 respondents positively rated both the overall quality (93%) and variety (87%) of business and service establishments in Roseville.

Inclusivity and engagement scored on par with the nation in Roseville, but respondents indicated strong support for addressing homelessness in the community.

Items relating to inclusivity and engagement, like the sense of civic/community pride and acceptance of the community toward people of diverse backgrounds, were rated excellent or good by about 7 in 10 residents. Similar marks were given to the opportunities to volunteer and to participate in social events and activities. Community members also gave positive scores to the job the City does at making residents feel welcome (80%), valuing/respecting residents from diverse backgrounds (72%), and attracting people from diverse backgrounds (61%).

About 6 in 10 community members indicated that Roseville does an excellent or good job at taking care of vulnerable residents, including the homeless population. When asked other questions pertaining to addressing homelessness in the community, residents expressed strong overall support. While only 23% of residents indicated that homeless is a major or moderate problem in their neighborhood, 65% rated it a major or moderate problem within Roseville as a whole. Almost 8 in 10 residents considered it essential or very important for the City of Roseville to address the challenges of people experiencing homelessness in the community in some way. Residents rated the following approaches as essential or very important for the City to focus on: partnering with Placer County Social Services, non-profits, and health care providers that provide services to homeless individuals (82%), providing access to social services (80%), and creating affordable housing opportunities (62%). In addition, 78% of community members either strongly support or somewhat support the City providing supportive housing for people experiencing homelessness.

Facets of livability

Resident perceptions of quality and importance for each of the facets of community livability provide an overview of community strengths and challenges that are useful for planning, budgeting and performance evaluation. The charts below show the proportion of residents who rated the community facets positively for quality and the priority (importance) placed on each. Also displayed is whether local ratings were lower, similar, or higher than communities across the country (the national benchmark).

Please rate each of the following characteristics as they relate to Roseville as a whole.
(% excellent or good)

		vs. benchmark*
Overall economic health of Roseville	90%	Higher
Overall quality of the transportation system (auto, bicycle, foot, bus) in Roseville	76%	Similar
Overall design or layout of Roseville’s residential and commercial areas (e.g., homes, buildings, streets, parks, etc.)	78%	Higher
Overall quality of the utility infrastructure in Roseville (water, sewer, storm water, electric, gas)	97%	Much higher
Overall feeling of safety in Roseville	91%	Similar
Overall quality of natural environment in Roseville	87%	Similar
Overall quality of parks and recreation opportunities	94%	Higher
Overall health and wellness opportunities in Roseville	89%	Higher
Overall opportunities for education, culture, and the arts	69%	Similar
Residents’ connection and engagement with their community	66%	Similar

Please rate how important, if at all, you think it is for the Roseville community to focus on each of the following in the coming two years.
(% essential or very important)

Overall economic health of Roseville	92%	Similar
Overall quality of the transportation system (auto, bicycle, foot, bus) in Roseville	76%	Similar
Overall design or layout of Roseville’s residential and commercial areas (e.g., homes, buildings, streets, parks, etc.)	82%	Similar
Overall quality of the utility infrastructure in Roseville (water, sewer, storm water, electric, gas)	94%	Higher
Overall feeling of safety in Roseville	95%	Similar
Overall quality of natural environment in Roseville	85%	Similar
Overall quality of parks and recreation opportunities	84%	Similar
Overall health and wellness opportunities in Roseville	79%	Similar
Overall opportunities for education, culture, and the arts	71%	Similar
Residents’ connection and engagement with their community	67%	Lower

* Comparison to the national benchmark is shown. If no comparison is available, this is left blank

Balancing performance and importance

Every jurisdiction must balance limited resources while meeting resident needs and striving to optimize community livability. To this end, it is helpful to know what aspects of the community are most important to residents and which they perceive as being of higher or lower quality. It is especially helpful to know when a facet of livability is considered of high importance but rated as lower quality, as this should be a top priority to address.

To help guide City staff and officials with decisions on future resource allocation, resident ratings of the importance of services were compared to their ratings of the quality of these services. To identify the services perceived by residents to have relatively lower quality at the same time as relatively higher importance, all services were ranked from highest perceived quality to lowest perceived quality and from highest perceived importance to lowest perceived importance. Some services were in the top half of both lists (higher quality and higher importance); some were in the top half of one list but the bottom half of the other (higher quality and lower importance or lower quality and higher importance); and some services were in the bottom half of both lists.

Services receiving quality ratings of excellent or good by 88% or more of respondents were considered of “higher quality” and those with ratings lower than 88% were considered to be of “lower quality.” Services were classified as “more important” if they were rated as essential or very important by 83% or more of respondents. Services were rated as “less important” if they received a rating of less than 83%. This classification uses the median ratings for quality and importance to divide the services in half.

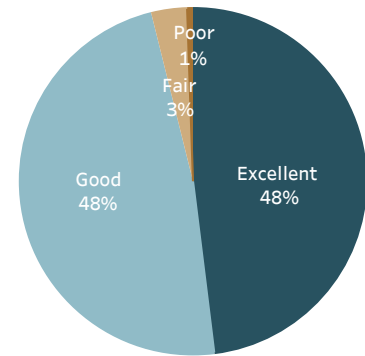
The quadrants in the figure below show which community facets were given higher or lower importance ratings (up-down) and which had higher or lower quality ratings (right-left). Services categorized as higher in importance and lower in quality may warrant further investigation to see if changes to their delivery are necessary.



Quality of life

Measuring community livability starts with assessing the quality of life of those who live there, and ensuring that the community is attractive, accessible, and welcoming to all.

The overall quality of life in Roseville



Please rate each of the following aspects of quality of life in Roseville.
(% excellent or good)

		vs. benchmark*
Roseville as a place to live	97%	Higher
The overall quality of life in Roseville	96%	Higher

Please indicate how likely or unlikely you are to do each of the following.
(% very or somewhat likely)

Recommend living in Roseville to someone who asks	94%	Similar
Remain in Roseville for the next five years	84%	Similar

Please rate each of the following characteristics as they relate to Roseville as a whole.
(% excellent or good)

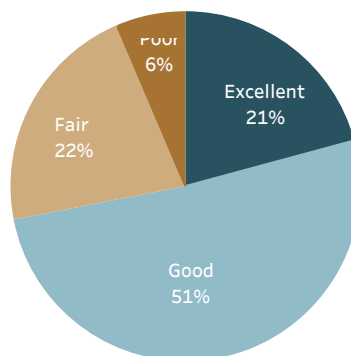
Overall image or reputation of Roseville	93%	Higher
--	-----	--------

* Comparison to the national benchmark is shown. If no comparison is available, this is left blank.

Governance

Strong local governments produce results that meet the needs of residents while making the best use of available resources, and are responsive to the present and future needs of the community as a whole.

Overall confidence in Roseville government



Please rate the quality of each of the following services in Roseville.
(% excellent or good)

		vs. benchmark*
Public information services	79%	Similar

Please rate the quality of each of the following services in Roseville.
(% excellent or good)

Overall customer service by Roseville employees (police, receptionists, planners, etc.)	91%	Higher
---	-----	--------

Please rate the following categories of Roseville government performance.
(% excellent or good)

Treating residents with respect	84%	Higher
Treating all residents fairly	79%	Higher
The value of services for the taxes paid to Roseville	77%	Higher
The overall direction that Roseville is taking	77%	Higher
Generally acting in the best interest of the community	75%	Higher
Being honest	75%	Higher
Being open and transparent to the public	73%	Higher
Overall confidence in Roseville government	72%	Higher
Informing residents about issues facing the community	69%	Higher
The job Roseville government does at welcoming resident involvement	66%	Higher

Overall, how would you rate the quality of the services provided by each of the following?
(% excellent or good)

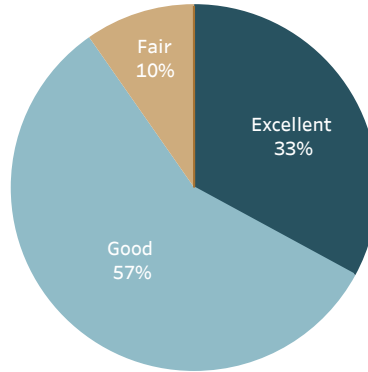
The City of Roseville	89%	Higher
The Federal Government	28%	Similar

*Comparison to the national benchmark is shown. If no comparison is available, this is left blank.

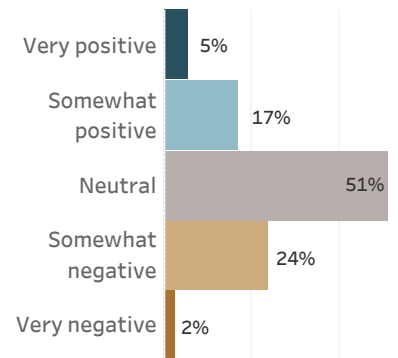
Economy

Local governments work together with private and nonprofit businesses, and with the community at large, to foster sustainable growth, create jobs, and promote a thriving local economy.

Overall economic health of Roseville



What impact, if any, do you think the economy will have on your family income in the next 6 months? Do you think the impact will be:



Please rate each of the following aspects of quality of life in Roseville. (% excellent or good)

Aspect	Percentage	vs. benchmark*
Roseville as a place to work	88%	Much higher
Roseville as a place to visit	73%	Similar

Please rate each of the following characteristics as they relate to Roseville as a whole. (% excellent or good)

Characteristic	Percentage	vs. benchmark*
Overall quality of business and service establishments in Roseville	93%	Higher
Shopping opportunities	93%	
Overall economic health of Roseville	90%	Higher
Variety of business and service establishments in Roseville	87%	Higher
Employment opportunities	69%	Higher
Vibrancy of downtown/commercial area	62%	Similar
Cost of living in Roseville	54%	Similar

Please rate the quality of each of the following services in Roseville. (% excellent or good)

Service	Percentage	vs. benchmark*
Economic development	78%	Higher

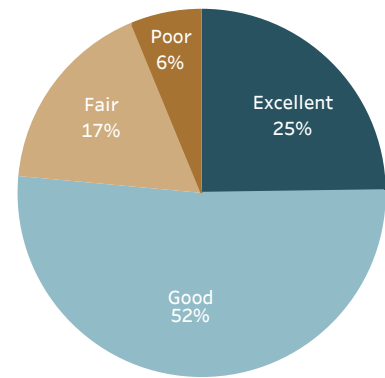
What impact, if any, do you think the economy will have on your family income in the next 6 months? Do you think the impact will be:

(% very or somewhat positive)

Impact	Percentage	vs. benchmark*
What impact, if any, do you think the economy will have on your family income in the next 6 months? Do you think the impact will be:	22%	Similar

*Comparison to the national benchmark is shown. If no comparison is available, this is left blank.

Overall quality of the transportation system in Roseville



Mobility

The ease with which residents can move about their communities, whether for commuting, leisure, or recreation, plays a major role in the quality of life for all who live, work, and play in the community.

Please rate each of the following characteristics as they relate to Roseville as a whole. (% excellent or good)

Characteristic	Percentage	vs. benchmark*
Ease of travel by car in Roseville	80%	Similar
Overall quality of the transportation system (auto, bicycle, foot, bus) in Roseville	76%	Similar
Ease of public parking	76%	Higher
Ease of travel by bicycle in Roseville	71%	Higher
Ease of travel as a pedestrian	70%	Similar
Ease of travel by public transportation in Roseville	57%	Higher
Traffic flow on major streets	56%	Similar

Please indicate whether or not you have done each of the following in the last 12 months. (% yes)

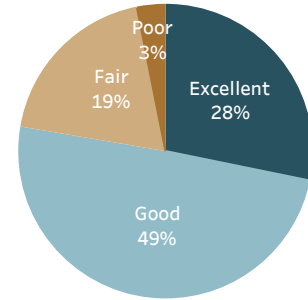
Activity	Percentage	vs. benchmark*
Walked or biked instead of driving	58%	Similar
Carpooled with other adults or children instead of driving alone	45%	Similar
Used bus, rail, or other public transportation instead of driving	10%	Lower

Please rate the quality of each of the following services in Roseville. (% excellent or good)

Service	Percentage	vs. benchmark*
Street lighting	82%	Higher
Street cleaning	82%	Higher
Sidewalk maintenance	74%	Higher
Traffic enforcement	69%	Similar
Traffic signal timing	68%	Higher
Bus or transit services	66%	Higher
Street repair	65%	Higher

*Comparison to the national benchmark is shown. If no comparison is available, this is left blank.

Overall design or layout of Roseville's residential and commercial areas



Community design

A well-designed community enhances the quality of life for its residents by encouraging smart land use and zoning, ensuring that affordable housing is accessible to all, and providing access to parks and other green spaces.

Please rate each of the following aspects of quality of life in Roseville.
(% excellent or good)

		vs. benchmark*
Your neighborhood as a place to live	92%	Similar

Please rate each of the following characteristics as they relate to Roseville as a whole.
(% excellent or good)

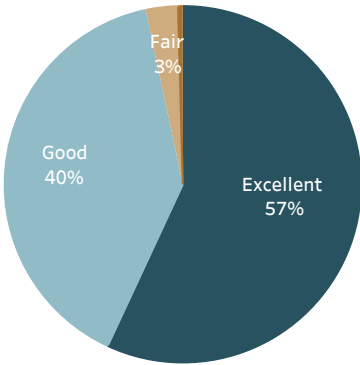
Overall appearance of Roseville	94%	Higher
Well-designed neighborhoods	82%	Higher
Overall design or layout of Roseville's residential and commercial areas (e.g., homes, buildings, streets, parks, etc.)	78%	Higher
Public places where people want to spend time	77%	Similar
Overall quality of new development in Roseville	76%	Higher
Well-planned residential growth	69%	Higher
Preservation of the historical or cultural character of the community	69%	Similar
Well-planned commercial growth	68%	Higher
Variety of housing options	66%	Similar
Availability of affordable quality housing	43%	Similar

Please rate the quality of each of the following services in Roseville.
(% excellent or good)

Code enforcement (weeds, abandoned buildings, etc.)	71%	Higher
Land use, planning, and zoning	68%	Higher

* Comparison to the national benchmark is shown. If no comparison is available, this is left blank.

Overall quality of the utility infrastructure in Roseville



Utilities

Services such as water, gas, electricity, and internet access play a vital role in ensuring the physical and economic health and well-being of the communities they serve.

Please rate the quality of each of the following services in Roseville. (% excellent or good)

		vs. benchmark*
Power (electric and/or gas) utility	96%	Higher
Sewer services	96%	Higher
Garbage collection	95%	Higher
Drinking water	93%	Higher
Storm water management (storm drainage, dams, levees, etc.)	92%	Much higher
Utility billing	90%	Higher
Affordable high-speed internet access	63%	Similar

Please rate each of the following characteristics as they relate to Roseville as a whole. (% excellent or good)

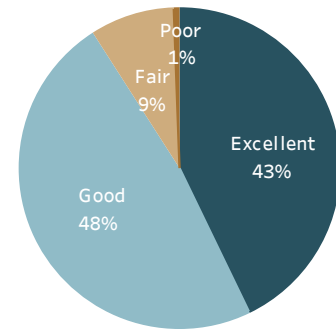
Overall quality of the utility infrastructure in Roseville (water, sewer, storm water, electric, gas)	97%	Much higher
---	-----	-------------

* Comparison to the national benchmark is shown. If no comparison is available, this is left blank.

Safety

Public safety is often the most important task facing local governments. All residents should feel safe and secure in their neighborhoods and in the greater community, and providing robust safety-related services is essential to residents' quality of life.

Overall feeling of safety in Roseville



Please rate each of the following characteristics as they relate to Roseville as a whole.
(% excellent or good)

		vs. benchmark*
Overall feeling of safety in Roseville	91%	Similar

Please rate how safe or unsafe you feel:
(% very or somewhat safe)

In your neighborhood during the day	97%	Similar
In Roseville's downtown/commercial area during the day	88%	Similar
From violent crime	87%	Similar
From fire, flood, or other natural disaster	87%	Similar
From property crime	77%	Similar

Please rate the quality of each of the following services in Roseville.
(% excellent or good)

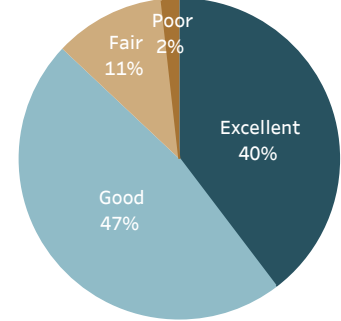
Fire services	97%	Similar
Ambulance or emergency medical services	95%	Similar
Fire prevention and education	90%	Higher
Animal control	89%	Higher
Police services	86%	Similar
Crime prevention	84%	Higher
Emergency preparedness (services that prepare the community for natural disasters or other emergency situations)	79%	Similar

* Comparison to the national benchmark is shown. If no comparison is available, this is left blank.

Natural environment

The natural environment plays a vital role in the health and well-being of residents. The natural spaces in which residents live and experience their communities has a direct and profound effect on quality of life.

Overall quality of natural environment in Roseville



Please rate each of the following characteristics as they relate to Roseville as a whole. (% excellent or good)

		vs. benchmark*
Cleanliness of Roseville	92%	Higher
Overall quality of natural environment in Roseville	87%	Similar
Water resources (e.g., creeks)	86%	Higher
Air quality	80%	Similar

Please rate the quality of each of the following services in Roseville. (% excellent or good)

Yard waste pick-up	88%	Higher
Recycling	81%	Similar
Preservation of natural areas (open space, farmlands, and greenbelts)	80%	Higher
Roseville open space	78%	Higher

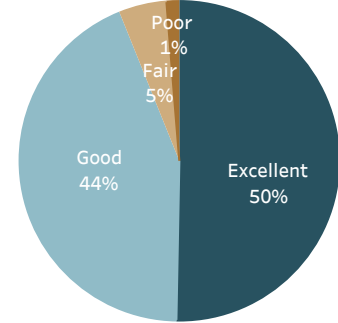
* Comparison to the national benchmark is shown. If no comparison is available, this is left blank.

Parks and recreation

“There are no communities that pride themselves on their quality of life, promote themselves as a desirable location for businesses to relocate, or maintain that they are environmental stewards of their natural resources, without such communities having a robust, active system of parks and recreation programs for public use and enjoyment.”

- National Recreation and Park Association

Overall quality of the parks and recreation opportunities



Please rate each of the following characteristics as they relate to Roseville as a whole. (% excellent or good)

		vs. benchmark*
Overall quality of parks and recreation opportunities	94%	Higher
Fitness opportunities (including exercise classes and paths or trails, etc.)	90%	Higher
Availability of paths and walking trails	88%	Higher
Recreational opportunities	83%	Higher

Please rate the quality of each of the following services in Roseville. (% excellent or good)

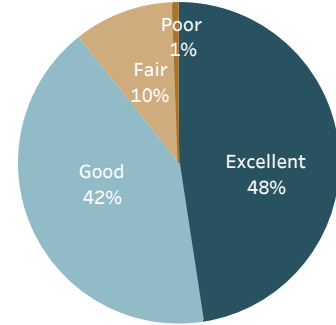
City parks	90%	Similar
Recreation centers or facilities	87%	Higher
Recreation programs or classes	86%	Higher

* Comparison to the national benchmark is shown. If no comparison is available, this is left blank.

Health and wellness

The characteristics of and amenities available in the communities in which people live has a direct impact on the health and wellness of residents, and thus, on their quality of life overall.

Overall health and wellness opportunities in Roseville



Please rate each of the following characteristics as they relate to Roseville as a whole. (% excellent or good)

		vs. benchmark*
Overall health and wellness opportunities in Roseville	89%	Higher
Availability of preventive health services	83%	Higher
Availability of affordable quality food	81%	Higher
Availability of affordable quality health care	78%	Higher
Availability of affordable quality mental health care	62%	Similar

Please rate the quality of each of the following services in Roseville. (% excellent or good)

Health services	84%	Higher
-----------------	-----	--------

Would you say that in general your health is: (% excellent or very good)

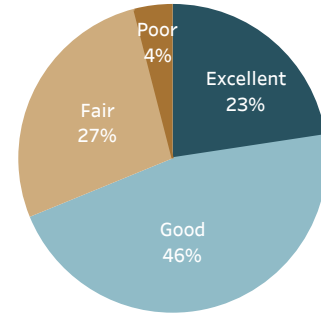
Would you say that in general your health is:	71%	Similar
---	-----	---------

* Comparison to the national benchmark is shown. If no comparison is available, this is left blank.

Overall opportunities for education, culture and the arts

Education, arts, and culture

Participation in the arts, in educational opportunities, and in cultural activities is linked to increased civic engagement, greater social tolerance, and enhanced enjoyment of the local community.



Please rate each of the following characteristics as they relate to Roseville as a whole. (% excellent or good)

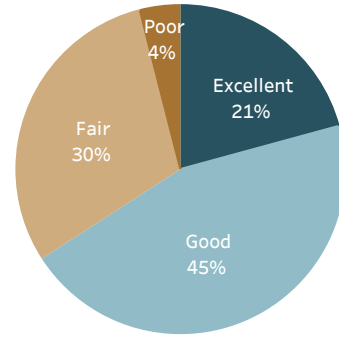
		vs. benchmark*
K-12 education	87%	Higher
Adult educational opportunities	70%	Similar
Overall opportunities for education, culture, and the arts	69%	Similar
Opportunities to attend special events and festivals	65%	Similar
Availability of affordable quality childcare/preschool	63%	Higher
Community support for the arts	57%	Similar
Opportunities to attend cultural/arts/music activities	56%	Similar

Please rate the quality of each of the following services in Roseville. (% excellent or good)

Public library services	92%	Similar
-------------------------	-----	---------

* Comparison to the national benchmark is shown. If no comparison is available, this is left blank.

Residents' connection and engagement with their community



Inclusivity and engagement

Inclusivity refers to a cultural and environmental feeling of belonging; residents who feel invited to participate within their communities feel more included, involved, and engaged than those who do not.

Please rate each of the following aspects of quality of life in Roseville.
(% excellent or good)

		vs. benchmark*
Roseville as a place to raise children	95%	Higher
Roseville as a place to retire	83%	Higher
Sense of community	74%	Similar

Please rate how important, if at all, you think it is for the Roseville community to focus on each of the following in the coming two years.
(% essential or very important)

Residents' connection and engagement with their community	67%	Lower
---	-----	-------

Please rate the job you feel the Roseville community does at each of the following.
(% excellent or good)

Making all residents feel welcome	80%	Similar
Valuing/respecting residents from diverse backgrounds	72%	Similar
Taking care of vulnerable residents (elderly, disabled, homeless, etc.)	64%	Similar
Attracting people from diverse backgrounds	61%	Similar

Please rate each of the following characteristics as they relate to Roseville as a whole.
(% excellent or good)

Opportunities to volunteer	75%	Similar
Sense of civic/community pride	75%	Similar
Neighborliness of residents in Roseville	71%	Similar
Opportunities to participate in community matters	69%	Similar
Opportunities to participate in social events and activities	66%	Similar
Openness and acceptance of the community toward people of diverse backgrounds	65%	Similar

* Comparison to the national benchmark is shown. If no comparison is available, this is left blank.

Residents' participation levels

Please indicate whether or not you have done each of the following in the last 12 months.

(% yes)

vs.
benchmark*

Voted in your most recent local election	86%	Similar
Contacted the City of Roseville (in-person, phone, email, or web) for help or information	49%	Similar
Volunteered your time to some group/activity in Roseville	29%	Similar
Watched (online or on television) a local public meeting	22%	Similar
Campaigned or advocated for a local issue, cause, or candidate	18%	Similar
Contacted Roseville elected officials (in-person, phone, email, or web) to express your opinion	12%	Similar
Attended a local public meeting (of local elected officials like City Council or County Commissioners, advisory boards, town halls, HOA, neighborhood watch, ..	10%	Lower

In general, how many times do you:















(% a few times a week or more)

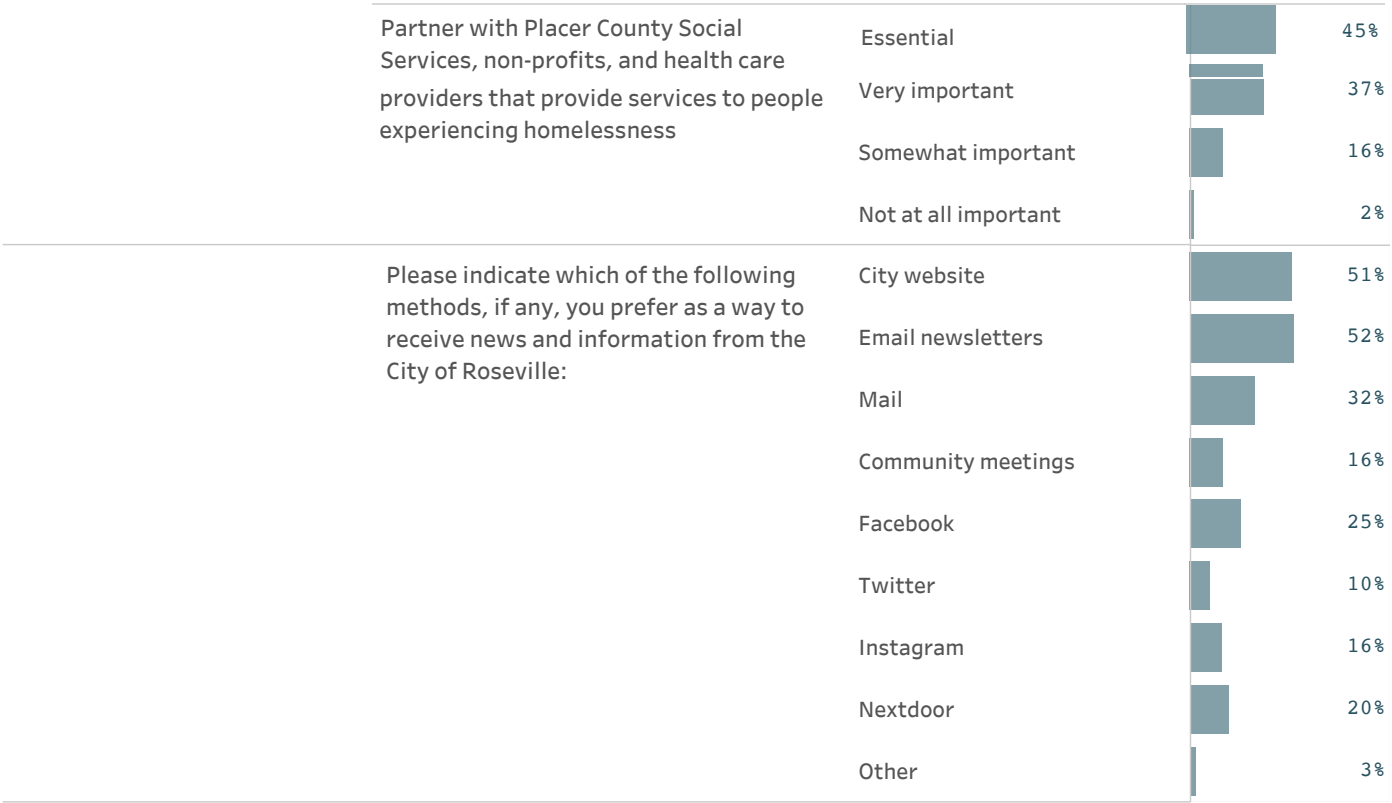
Use or check email	98%	Similar
Access the internet from your home using a computer, laptop, or tablet computer	96%	Similar
Access the internet from your cell phone	94%	Similar
Visit social media sites such as Facebook, Twitter, WhatsApp, etc.	80%	Similar
Shop online	64%	Higher
Share your opinions online	27%	Similar

* Comparison to the national benchmark is shown. If no comparison is available, this is left blank.

Custom questions

Below are the complete set of responses to each custom question on the survey. By default, “don’t know” responses are excluded, but may be added to the table using the response filter below.

How much of a problem, if at all, do you think homelessness is in each of the following?	In your neighborhood	Not a problem		53%
		Minor problem		24%
		Moderate problem		15%
		Major problem		8%
	In Roseville overall	Not a problem		3%
		Minor problem		32%
		Moderate problem		48%
		Major problem		17%
Please rate how important, if at all, you think it is to address the challenges of people experiencing homelessness in Roseville?	Essential		38%	
	Very important		40%	
	Somewhat important		18%	
	Not at all important		3%	
Supportive housing combines housing with social services such as job training, life skills training, substance abuse programs, and community support services (e.g., child care, educational programs, etc.). If transportation needs were met and services were accessible, p..	Strongly support		42%	
	Somewhat support		36%	
	Somewhat oppose		14%	
	Strongly oppose		7%	
Please rate how important, if at all, each of the following are for the City of Roseville to focus on to help address homelessness:	Create affordable housing opportunities	Essential		30%
		Very important		32%
		Somewhat important		28%
		Not at all important		10%
	Provide access to social services	Essential		41%
		Very important		39%
		Somewhat important		17%
		Not at all important		2%



Open-ended questions

Below are the verbatim responses to one of the custom questions. You may hover over responses that have been cut off to view the full response.

If Other, please explain.	Apple news
	District newspapers
	Family that works for the City of Roseville
	LinkedIn
	Local Sacramento tv stations
	Mail
	MeWe
	None
	Roseville magazine, free newspaper, flyers sent home with school kids
	Text
	Text messaging
	Text, as in the COVID vaccination updates
	There needs to be more commercial shopping in west Roseville, especially west of Fiddyment Road. There are far too many homes and the existing c..
	Virtual Community meetings
	Word of mouth. Getting my neighborhood involved in whats happening with trash littering our sidewalks, lawns, streets, and gutters. Having do..

National benchmark tables

This table contains the comparisons of Roseville’s results to those from other communities. The first column shows the comparison of Roseville’s rating to the benchmark. Roseville’s results are noted as being “higher”, “lower” or “similar” to the benchmark, meaning that the average rating given by Roseville residents is statistically similar to or different than the benchmark. The second column is Roseville’s “percent positive.” Most commonly, the percent positive is the combination of the top two most positive response options (i.e., excellent/good). The third column is the rank assigned to Roseville’s rating among communities where a similar question was asked. The fourth column is the number of communities that asked a similar question. The fifth column shows the percentile for Roseville’s result -- that is what percent of surveyed communities had a lower rating than Roseville.

			% positive	Rank	Number of communities	Percentile
Please rate each of the following aspects of quality of life in Roseville.	Roseville as a place to live	Higher	97%	36	361	91
	Your neighborhood as a place to live	Similar	92%	36	302	89
	Roseville as a place to raise children	Higher	95%	39	361	90
	Roseville as a place to work	Much higher	88%	6	346	99
	Roseville as a place to visit	Similar	73%	89	290	70
	Roseville as a place to retire	Higher	83%	38	348	90
	The overall quality of life in Roseville	Higher	96%	32	398	92
	Sense of community	Similar	74%	55	301	82
Please rate each of the following characteristics as they relate to Roseville as a whole.	Overall economic health of Roseville	Higher	90%	28	275	90
	Overall quality of the transportation system (auto, bicycle, foot, bus) in Roseville	Similar	76%	120	277	57
	Overall design or layout of Roseville’s residential and commercial areas (e.g., homes, buildings, streets, parks, etc.)	Higher	78%	26	270	91
	Overall quality of the utility infrastructure in Roseville (water, sewer, storm water, electric, gas)	Much higher	97%	1	61	99
	Overall feeling of safety in Roseville	Similar	91%	97	343	72
	Overall quality of natural environment in Roseville	Similar	87%	72	280	75
	Overall quality of parks and recreation opportunities	Higher	94%	8	61	88
	Overall health and wellness opportunities in Roseville	Higher	89%	12	272	96
	Overall opportunities for education, culture, and the arts	Similar	69%	124	271	55
	Residents’ connection and engagement with their community	Similar	66%	13	61	79
Please indicate how likely or unlikely you are to do each of the following.	Recommend living in Roseville to someone who asks	Similar	94%	54	287	82
	Remain in Roseville for the next five years	Similar	84%	163	280	42
Please rate how safe or unsafe you feel:	In your neighborhood during the day	Similar	97%	91	330	73
	In Roseville’s downtown/commercial area during the day	Similar	88%	201	309	35

Please rate how safe or unsafe you feel:	From property crime	Similar	77%	46	72	37
	From violent crime	Similar	87%	38	72	48
	From fire, flood, or other natural disaster	Similar	87%	21	61	66
Please rate the job you feel the Roseville community does at each of the following.	Making all residents feel welcome	Similar	80%	9	61	86
	Attracting people from diverse backgrounds	Similar	61%	24	61	61
	Valuing/respecting residents from diverse backgrounds	Similar	72%	15	61	76
	Taking care of vulnerable residents (elderly, disabled, homeless, etc.)	Similar	64%	24	61	61
Please rate each of the following characteristics as they relate to Roseville as a whole.	Overall quality of business and service establishments in Roseville	Higher	93%	3	278	99
	Variety of business and service establishments in Roseville	Higher	87%	2	60	97
	Vibrancy of downtown/commercial area	Similar	62%	77	256	70
	Employment opportunities	Higher	69%	22	303	93
	Shopping opportunities	Much higher	93%	3	291	99
	Cost of living in Roseville	Similar	54%	62	273	78
	Overall image or reputation of Roseville	Higher	93%	30	338	92
Please rate each of the following characteristics as they relate to Roseville as a whole.	Traffic flow on major streets	Similar	56%	101	317	69
	Ease of public parking	Higher	76%	26	241	90
	Ease of travel by car in Roseville	Similar	80%	60	303	81
	Ease of travel by public transportation in Roseville	Higher	57%	41	248	84
	Ease of travel by bicycle in Roseville	Higher	71%	64	304	79
	Ease of travel as a pedestrian	Similar	70%	125	304	59
	Well-planned residential growth	Higher	69%	7	63	89
	Well-planned commercial growth	Higher	68%	4	63	94
	Well-designed neighborhoods	Higher	82%	4	63	94
	Preservation of the historical or cultural character of the community	Similar	69%	15	59	75
	Public places where people want to spend time	Similar	77%	63	265	77
	Variety of housing options	Similar	66%	72	281	75
	Availability of affordable quality housing	Similar	43%	126	300	59
	Overall quality of new development in Roseville	Higher	76%	21	291	93
	Overall appearance of Roseville	Higher	94%	40	332	88
	Cleanliness of Roseville	Higher	92%	46	304	85
	Water resources (e.g., creeks)	Higher	86%	9	57	85

Please rate each of the following characteristics as they relate to Roseville as a whole.	Air quality	Similar	80%	145	257	44	
	Availability of paths and walking trails	Higher	88%	27	300	92	
	Fitness opportunities (including exercise classes and paths or trails, etc.)	Higher	90%	13	261	96	
	Recreational opportunities	Higher	83%	49	290	84	
	Availability of affordable quality food	Higher	81%	15	256	95	
	Availability of affordable quality health care	Higher	78%	26	270	91	
	Availability of preventive health services	Higher	83%	19	251	93	
	Availability of affordable quality mental health care	Similar	62%	49	248	81	
	Opportunities to attend cultural/arts/music activities	Similar	56%	158	289	46	
	Community support for the arts	Similar	57%	28	61	55	
	Availability of affordable quality childcare/preschool	Higher	63%	45	266	84	
	K-12 education	Higher	87%	63	266	77	
	Adult educational opportunities	Similar	70%	71	256	73	
	Sense of civic/community pride	Similar	75%	17	61	73	
	Neighborliness of residents in Roseville	Similar	71%	66	267	76	
	Opportunities to participate in social events and activities	Similar	66%	106	271	61	
	Opportunities to attend special events and festivals	Similar	65%	146	279	48	
	Opportunities to volunteer	Similar	75%	111	271	60	
	Opportunities to participate in community matters	Similar	69%	105	276	62	
	Openness and acceptance of the community toward people of diverse backgrounds	Similar	65%	102	297	66	
Please indicate whether or not you have done each of the following in the last 12 months.	Contacted the City of Roseville (in-person, phone, email, or web) for help or information	Similar	49%	110	325	67	
	Contacted Roseville elected officials (in-person, phone, email, or web) to express your opinion	Similar	12%	234	264	12	
	Attended a local public meeting (of local elected officials like City Council or County Commissioners, advisory boards, town halls, HOA, n..	Lower	10%	266	268	1	
	Watched (online or on television) a local public meeting	Similar	22%	127	243	48	
	Volunteered your time to some group/activity in Roseville	Similar	29%	198	272	28	
	Campaigned or advocated for a local issue, cause, or candidate	Similar	18%	177	254	31	
	Voted in your most recent local election	Similar	86%	14	61	78	
	Used bus, rail, or other public transportation instead of driving	Lower	10%	155	230	33	
	Carpooled with other adults or children instead of driving alone	Similar	45%	90	259	66	
	Walked or biked instead of driving	Similar	58%	125	265	53	
	Please rate the quality of each of the following services in Roseville.	Public information services	Similar	79%	53	281	82

Please rate the quality of each of the following services in Roseville.

Economic development	Higher	78%	13	281	96
Traffic enforcement	Similar	69%	106	341	70
Traffic signal timing	Higher	68%	17	267	94
Street repair	Higher	65%	35	328	90
Street cleaning	Higher	82%	10	292	97
Street lighting	Higher	82%	4	322	99
Sidewalk maintenance	Higher	74%	22	293	93
Bus or transit services	Higher	66%	42	241	83
Land use, planning, and zoning	Higher	68%	14	292	96
Code enforcement (weeds, abandoned buildings, etc.)	Higher	71%	22	345	94
Affordable high-speed internet access	Similar	63%	14	58	76
Garbage collection	Higher	95%	4	319	99
Drinking water	Higher	93%	4	287	99
Sewer services	Higher	96%	1	290	100
Storm water management (storm drainage, dams, levees, etc.)	Much higher	92%	1	318	100
Power (electric and/or gas) utility	Higher	96%	1	198	100
Utility billing	Higher	90%	1	243	100
Police services	Similar	86%	94	387	76
Crime prevention	Higher	84%	71	342	80
Animal control	Higher	89%	2	305	100
Ambulance or emergency medical services	Similar	95%	71	307	77
Fire services	Similar	97%	50	335	86
Fire prevention and education	Higher	90%	19	280	94
Emergency preparedness (services that prepare the community for natural disasters or other emergency situations)	Similar	79%	33	281	89
Preservation of natural areas (open space, farmlands, and greenbelts)	Higher	80%	18	260	94
Roseville open space	Higher	78%	26	251	90
Recycling	Similar	81%	82	325	75
Yard waste pick-up	Higher	88%	37	265	87
City parks	Similar	90%	42	300	87
Recreation programs or classes	Higher	86%	38	298	88
Recreation centers or facilities	Higher	87%	39	273	86

Please rate the quality of each of the following services in Roseville.	Health services	Higher	84%	22	236	91
	Public library services	Similar	92%	79	299	74
	Overall customer service by Roseville employees (police, receptionists, planners, etc.)	Higher	91%	16	356	96
Please rate the following categories of Roseville government performance.	The value of services for the taxes paid to Roseville	Higher	77%	15	361	96
	The overall direction that Roseville is taking	Higher	77%	15	312	96
	The job Roseville government does at welcoming resident involvement	Higher	66%	25	314	93
	Overall confidence in Roseville government	Higher	72%	17	274	94
	Generally acting in the best interest of the community	Higher	75%	13	278	96
	Being honest	Higher	75%	14	270	95
	Being open and transparent to the public	Higher	73%	2	62	97
	Informing residents about issues facing the community	Higher	69%	7	66	90
	Treating all residents fairly	Higher	79%	9	274	97
	Treating residents with respect	Higher	84%	3	61	96
Overall, how would you rate the quality of the services provided by each ..	The City of Roseville	Higher	89%	27	365	93
	The Federal Government	Similar	28%	239	259	8
Please rate how important, if at all, you think it is for the Roseville community to focus on each of the following in the coming two years.	Overall economic health of Roseville	Similar	92%	41	251	84
	Overall quality of the transportation system (auto, bicycle, foot, bus) in Roseville	Similar	76%	175	251	31
	Overall design or layout of Roseville's residential and commercial areas (e.g., homes, buildings, streets, parks, etc.)	Similar	82%	50	251	81
	Overall quality of the utility infrastructure in Roseville (water, sewer, storm water, electric, gas)	Higher	94%	4	61	94
	Overall feeling of safety in Roseville	Similar	95%	54	251	79
	Overall quality of natural environment in Roseville	Similar	85%	71	251	72
	Overall quality of parks and recreation opportunities	Similar	84%	9	61	86
	Overall health and wellness opportunities in Roseville	Similar	79%	57	250	78
	Overall opportunities for education, culture, and the arts	Similar	71%	173	251	31
	Residents' connection and engagement with their community	Lower	67%	227	252	10
In general, how many times do you:	Access the internet from your home using a computer, laptop, or tablet computer	Similar	96%	21	61	66
	Access the internet from your cell phone	Similar	94%	12	61	81
	Visit social media sites such as Facebook, Twitter, WhatsApp, etc.	Similar	80%	25	61	60
	Use or check email	Similar	98%	15	61	76
	Share your opinions online	Similar	27%	52	61	15
	Shop online	Higher	64%	8	61	87

Would you say that in general your health is:	Similar	71%	54	260	80
What impact, if any, do you think the economy will have on your family income in the next 6 months? Do you think the impact will be:	Similar	22%	216	263	18

Custom benchmark tables

This table contains the comparisons of Roseville’s results to those from other communities with similar population sizes, ranging from 100,000 to 200,000. The first column shows the comparison of Roseville’s rating to the benchmark. Roseville’s results are noted as being “higher”, “lower” or “similar” to the benchmark, meaning that the average rating given by Roseville residents is statistically similar to or different than the benchmark. The second column is Roseville’s “percent positive.” Most commonly, the percent positive is the combination of the top two most positive response options (i.e., excellent/good). The third column is the rank assigned to Roseville’s rating among communities where a similar question was asked. The fourth column is the number of communities that asked a similar question. The fifth column shows the percentile for Roseville’s result -- that is what percent of surveyed communities had a lower rating than Roseville.

			% positive	Rank	Number of communities	Percentile
Please rate each of the following aspects of quality of life in Roseville.	Roseville as a place to live	Higher	97%	1	50	99
	Your neighborhood as a place to live	Higher	92%	1	38	98
	Roseville as a place to raise children	Much higher	95%	3	51	95
	Roseville as a place to work	Much higher	88%	2	49	97
	Roseville as a place to visit	Similar	73%	15	39	63
	Roseville as a place to retire	Higher	83%	5	49	91
	The overall quality of life in Roseville	Higher	96%	2	58	97
	Sense of community	Higher	74%	3	35	92
Please rate each of the following characteristics as they relate to Roseville as a whole.	Overall economic health of Roseville	Higher	90%	2	33	95
	Overall quality of the transportation system (auto, bicycle, foot, bus) in Roseville	Similar	76%	7	33	80
	Overall design or layout of Roseville’s residential and commercial areas (e.g., homes, buildings, streets, parks, etc.)	Higher	78%	3	32	91
	Overall quality of the utility infrastructure in Roseville (water, sewer, storm water, electric, gas)	Much higher	97%	1	7	88
	Overall feeling of safety in Roseville	Higher	91%	5	44	89
	Overall quality of natural environment in Roseville	Similar	87%	6	33	83
	Overall quality of parks and recreation opportunities	Similar	94%	2	7	76
	Overall health and wellness opportunities in Roseville	Higher	89%	3	33	92
	Overall opportunities for education, culture, and the arts	Similar	69%	18	32	46
	Residents’ connection and engagement with their community	Similar	66%	3	7	63
Please indicate how likely or unlikely you are to do each of the following.	Recommend living in Roseville to someone who asks	Higher	94%	3	34	92
	Remain in Roseville for the next five years	Similar	84%	18	34	49
Please rate how safe or unsafe you feel:	In your neighborhood during the day	Similar	97%	4	44	92
	In Roseville’s downtown/commercial area during the day	Similar	88%	17	40	59
	From property crime	Similar	77%	6	11	51

Please rate how safe or unsafe you feel:	From violent crime	Similar	87%	3	11	76
	From fire, flood, or other natural disaster	Similar	87%	3	7	63
Please rate the job you feel the Roseville community does at each of the following.	Making all residents feel welcome	Similar	80%	1	7	88
	Attracting people from diverse backgrounds	Similar	61%	5	7	38
	Valuing/respecting residents from diverse backgrounds	Similar	72%	3	7	63
	Taking care of vulnerable residents (elderly, disabled, homeless, etc.)	Similar	64%	2	7	76
Please rate each of the following characteristics as they relate to Roseville as a whole.	Overall quality of business and service establishments in Roseville	Higher	93%	1	31	97
	Variety of business and service establishments in Roseville	Higher	87%	1	7	88
	Vibrancy of downtown/commercial area	Similar	62%	11	28	63
	Employment opportunities	Higher	69%	5	40	88
	Shopping opportunities	Much higher	93%	1	33	98
	Cost of living in Roseville	Similar	54%	8	32	76
	Overall image or reputation of Roseville	Much higher	93%	1	43	98
Please rate each of the following characteristics as they relate to Roseville as a whole.	Traffic flow on major streets	Higher	56%	6	41	86
	Ease of public parking	Much higher	76%	1	28	97
	Ease of travel by car in Roseville	Higher	80%	4	35	89
	Ease of travel by public transportation in Roseville	Higher	57%	6	32	82
	Ease of travel by bicycle in Roseville	Higher	71%	5	36	87
	Ease of travel as a pedestrian	Similar	70%	9	36	76
	Well-planned residential growth	Higher	69%	2	7	76
	Well-planned commercial growth	Higher	68%	2	7	76
	Well-designed neighborhoods	Higher	82%	1	8	89
	Preservation of the historical or cultural character of the community	Similar	69%	3	7	63
	Public places where people want to spend time	Higher	77%	4	31	88
	Variety of housing options	Higher	66%	6	31	82
	Availability of affordable quality housing	Similar	43%	12	37	69
	Overall quality of new development in Roseville	Higher	76%	3	34	92
	Overall appearance of Roseville	Higher	94%	2	42	96
	Cleanliness of Roseville	Much higher	92%	1	37	98
	Water resources (e.g., creeks)	Higher	86%	1	7	88
	Air quality	Similar	80%	12	32	64
	Availability of paths and walking trails	Much higher	88%	3	36	92

Please rate each of the following characteristics as they relate to Roseville as a whole.	Fitness opportunities (including exercise classes and paths or trails, etc.)	Higher	90%	3	30	91	
	Recreational opportunities	Higher	83%	5	32	85	
	Availability of affordable quality food	Higher	81%	1	29	97	
	Availability of affordable quality health care	Higher	78%	1	32	97	
	Availability of preventive health services	Higher	83%	1	28	97	
	Availability of affordable quality mental health care	Higher	62%	4	28	87	
	Opportunities to attend cultural/arts/music activities	Similar	56%	22	36	41	
	Community support for the arts	Similar	57%	5	7	38	
	Availability of affordable quality childcare/preschool	Higher	63%	5	33	86	
	K-12 education	Higher	87%	6	33	83	
	Adult educational opportunities	Similar	70%	10	31	69	
	Sense of civic/community pride	Similar	75%	3	7	63	
	Neighborliness of residents in Roseville	Similar	71%	4	31	88	
	Opportunities to participate in social events and activities	Similar	66%	12	32	64	
	Opportunities to attend special events and festivals	Similar	65%	10	32	70	
	Opportunities to volunteer	Similar	75%	14	32	58	
	Opportunities to participate in community matters	Similar	69%	12	32	64	
	Openness and acceptance of the community toward people of diverse backgrounds	Similar	65%	10	35	73	
	Please indicate whether or not you have done each of the following in the last 12 months.	Contacted the City of Roseville (in-person, phone, email, or web) for help or information	Similar	49%	14	47	71
		Contacted Roseville elected officials (in-person, phone, email, or web) to express your opinion	Similar	12%	29	31	10
Attended a local public meeting (of local elected officials like City Council or County Commissioners, advisory boards, town halls, HOA, n..		Lower	10%	32	31	1	
Watched (online or on television) a local public meeting		Similar	22%	21	29	31	
Volunteered your time to some group/activity in Roseville		Lower	29%	27	32	19	
Campaigned or advocated for a local issue, cause, or candidate		Similar	18%	22	30	30	
Voted in your most recent local election		Similar	86%	1	7	88	
Used bus, rail, or other public transportation instead of driving		Lower	10%	20	28	32	
Carpooled with other adults or children instead of driving alone		Similar	45%	13	32	61	
Walked or biked instead of driving		Similar	58%	9	31	72	
Please rate the quality of each of the following services in Roseville.		Public information services	Similar	79%	2	33	95
		Economic development	Higher	78%	2	34	95
	Traffic enforcement	Similar	69%	4	44	92	
	Traffic signal timing	Higher	68%	1	33	98	

Please rate the quality of each of the following services in Roseville.	Street repair	Higher	65%	2	37	95
	Street cleaning	Much higher	82%	2	31	94
	Street lighting	Much higher	82%	1	37	98
	Sidewalk maintenance	Higher	74%	2	33	95
	Bus or transit services	Higher	66%	6	30	81
	Land use, planning, and zoning	Higher	68%	1	36	98
	Code enforcement (weeds, abandoned buildings, etc.)	Higher	71%	1	46	98
	Affordable high-speed internet access	Similar	63%	3	6	58
	Garbage collection	Higher	95%	1	42	98
	Drinking water	Much higher	93%	1	35	98
	Sewer services	Higher	96%	1	38	98
	Storm water management (storm drainage, dams, levees, etc.)	Much higher	92%	1	39	98
	Power (electric and/or gas) utility	Much higher	96%	1	25	97
	Utility billing	Much higher	90%	1	31	97
	Police services	Higher	86%	3	57	95
	Crime prevention	Higher	84%	3	46	94
	Animal control	Much higher	89%	1	42	98
	Ambulance or emergency medical services	Similar	95%	3	43	94
	Fire services	Higher	97%	2	49	97
	Fire prevention and education	Higher	90%	1	36	98
	Emergency preparedness (services that prepare the community for natural disasters or other emergency situations)	Higher	79%	2	35	95
	Preservation of natural areas (open space, farmlands, and greenbelts)	Higher	80%	3	31	91
	Roseville open space	Higher	78%	5	31	85
	Recycling	Similar	81%	6	42	87
	Yard waste pick-up	Higher	88%	2	30	94
	City parks	Higher	90%	4	37	90
	Recreation programs or classes	Higher	86%	4	40	91
	Recreation centers or facilities	Higher	87%	3	36	92
	Health services	Higher	84%	2	31	94
	Public library services	Similar	92%	7	44	85
	Overall customer service by Roseville employees (police, receptionists, planners, etc.)	Higher	91%	2	50	97
Please rate the following categories of Roseville	The value of services for the taxes paid to Roseville	Higher	77%	1	53	99

Please rate the following categories of Roseville government performance.	The overall direction that Roseville is taking	Higher	77%	2	39	96
	The job Roseville government does at welcoming resident involvement	Higher	66%	1	42	98
	Overall confidence in Roseville government	Higher	72%	2	32	94
	Generally acting in the best interest of the community	Higher	75%	3	33	92
	Being honest	Higher	75%	2	31	94
	Being open and transparent to the public	Higher	73%	1	7	88
	Informing residents about issues facing the community	Higher	69%	1	9	91
	Treating all residents fairly	Higher	79%	1	31	97
	Treating residents with respect	Higher	84%	1	7	88
Overall, how would you rate the quality of the services provided by each ..	The City of Roseville	Higher	89%	2	52	97
	The Federal Government	Similar	28%	30	31	7
Please rate how important, if at all, you think it is for the Roseville community to focus on each of the following in the coming two years.	Overall economic health of Roseville	Similar	92%	6	27	78
	Overall quality of the transportation system (auto, bicycle, foot, bus) in Roseville	Similar	76%	20	27	26
	Overall design or layout of Roseville's residential and commercial areas (e.g., homes, buildings, streets, parks, etc.)	Similar	82%	6	27	78
	Overall quality of the utility infrastructure in Roseville (water, sewer, storm water, electric, gas)	Similar	94%	1	7	88
	Overall feeling of safety in Roseville	Similar	95%	8	27	71
	Overall quality of natural environment in Roseville	Similar	85%	7	27	75
	Overall quality of parks and recreation opportunities	Similar	84%	2	7	76
	Overall health and wellness opportunities in Roseville	Similar	79%	11	27	60
	Overall opportunities for education, culture, and the arts	Similar	71%	21	27	23
	Residents' connection and engagement with their community	Similar	67%	24	27	12
In general, how many times do you:	Access the internet from your home using a computer, laptop, or tablet computer	Similar	96%	3	7	63
	Access the internet from your cell phone	Similar	94%	4	7	51
	Visit social media sites such as Facebook, Twitter, WhatsApp, etc.	Similar	80%	5	7	38
	Use or check email	Similar	98%	3	7	63
	Share your opinions online	Similar	27%	7	7	13
	Shop online	Higher	64%	2	7	76
	Would you say that in general your health is:	Similar	71%	5	31	85
	What impact, if any, do you think the economy will have on your family income in the next 6 months? Do you think the impact will be:	Similar	22%	28	31	13

Complete set of frequencies




















This dashboard contains a complete set of responses to each question on the survey. By default, "Don't know" responses are excluded, but may be added to the table using the response filter to the right. When a table for a question that only permitted a single response does not total to exactly 100%, it is due to the common practice of percentages being rounded to the nearest whole number.

Please rate each of the following aspects of quality of life in Roseville.	Roseville as a place to live	Excellent	
		Good	
		Fair	
		Poor	
Your neighborhood as a place to live	Excellent		
	Good		
	Fair		
	Poor		
Roseville as a place to raise children	Excellent		
	Good		
	Fair		
	Poor		
Roseville as a place to work	Excellent		
	Good		
	Fair		
	Poor		
Roseville as a place to visit	Excellent		
	Good		
	Fair		
	Poor		
Roseville as a place to retire	Excellent		
	Good		
	Fair		
	Poor		
The overall quality of life in Roseville	Excellent		
	Good		
	Fair		
	Poor		
Sense of community	Excellent		
	Good		
	Fair		
	Poor		
Please rate each of the following characteristics as they relate to Roseville as a whole.	Overall economic health of Roseville	Excellent	
		Good	
		Fair	
		Poor	

Please rate each of the following characteristics as they relate to Roseville as a whole.

Overall quality of the transportation system (auto, bicycle, foot, bus) in Roseville	Excellent		
	Good		
	Fair		
	Poor		
Overall design or layout of Roseville's residential and commercial areas (e.g., homes, buildings, streets, parks, etc.)	Excellent		
	Good		
	Fair		
	Poor		
Overall quality of the utility infrastructure in Roseville (water, sewer, storm water, electric, gas)	Excellent		
	Good		
	Fair		
	Poor		
Overall feeling of safety in Roseville	Excellent		
	Good		
	Fair		
	Poor		
Overall quality of natural environment in Roseville	Excellent		
	Good		
	Fair		
	Poor		
Overall quality of parks and recreation opportunities	Excellent		
	Good		
	Fair		
	Poor		
Overall health and wellness opportunities in Roseville	Excellent		
	Good		
	Fair		
	Poor		
Overall opportunities for education, culture, and the arts	Excellent		
	Good		
	Fair		
	Poor		
Residents' connection and engagement with their community	Excellent		
	Good		
	Fair		
	Poor		
Please indicate how likely or unlikely you are to do each of the following.	Recommend living in Roseville to someone who asks	Very likely	
		Somewhat likely	
		Somewhat unlikely	
		Very unlikely	

Please indicate how likely or unlikely you are to do each of the following.	Remain in Roseville for the next five years	Very likely	
		Somewhat likely	
		Somewhat unlikely	
		Very unlikely	
Please rate how safe or unsafe you feel:	In your neighborhood during the day	Very safe	
		Somewhat safe	
		Neither safe nor unsafe	
		Somewhat unsafe	
		Very unsafe	
	In Roseville's downtown/commercial area during the day	Very safe	
		Somewhat safe	
		Neither safe nor unsafe	
		Somewhat unsafe	
		Very unsafe	
	From property crime	Very safe	
		Somewhat safe	
		Neither safe nor unsafe	
		Somewhat unsafe	
		Very unsafe	
	From violent crime	Very safe	
Somewhat safe			
Neither safe nor unsafe			
Somewhat unsafe			
Very unsafe			
From fire, flood, or other natural disaster	Very safe		
	Somewhat safe		
	Neither safe nor unsafe		
	Somewhat unsafe		
	Very unsafe		
Please rate the job you feel the Roseville community does at each of the following.	Making all residents feel welcome	Excellent	
		Good	
		Fair	
		Poor	
	Attracting people from diverse backgrounds	Excellent	
		Good	
		Fair	
		Poor	
	Valuing/respecting residents from diverse backgrounds	Excellent	
		Good	
		Fair	

Please rate the job you feel the Roseville community does at each of the following.	Valuing/respecting residents from diverse backgrounds	Poor	
	Taking care of vulnerable residents (elderly, disabled, homeless, etc.)	Excellent	
		Good	
		Fair	
		Poor	
Please rate each of the following characteristics as they relate to Roseville as a whole.	Overall quality of business and service establishments in Roseville	Excellent	
		Good	
		Fair	
		Poor	
	Variety of business and service establishments in Roseville	Excellent	
		Good	
		Fair	
		Poor	
	Vibrancy of downtown/commercial area	Excellent	
		Good	
		Fair	
		Poor	
Employment opportunities	Excellent		
	Good		
	Fair		
	Poor		
Shopping opportunities	Excellent		
	Good		
	Fair		
	Poor		
Cost of living in Roseville	Excellent		
	Good		
	Fair		
	Poor		
Overall image or reputation of Roseville	Excellent		
	Good		
	Fair		
	Poor		
Please rate each of the following characteristics as they relate to Roseville as a whole.	Traffic flow on major streets	Excellent	
		Good	
		Fair	
		Poor	
	Ease of public parking	Excellent	
		Good	
		Fair	

Please rate each of the following characteristics as they relate to Roseville as a whole.

Ease of public parking	Poor	
Ease of travel by car in Roseville	Excellent	
	Good	
	Fair	
	Poor	
Ease of travel by public transportation in Roseville	Excellent	
	Good	
	Fair	
	Poor	
Ease of travel by bicycle in Roseville	Excellent	
	Good	
	Fair	
	Poor	
Ease of travel as a pedestrian	Excellent	
	Good	
	Fair	
	Poor	
Well-planned residential growth	Excellent	
	Good	
	Fair	
	Poor	
Well-planned commercial growth	Excellent	
	Good	
	Fair	
	Poor	
Well-designed neighborhoods	Excellent	
	Good	
	Fair	
	Poor	
Preservation of the historical or cultural character of the community	Excellent	
	Good	
	Fair	
	Poor	
Public places where people want to spend time	Excellent	
	Good	
	Fair	
	Poor	
Variety of housing options	Excellent	
	Good	
	Fair	

Please rate each of the following characteristics as they relate to Roseville as a whole.

Variety of housing options	Poor	
Availability of affordable quality housing	Excellent	
	Good	
	Fair	
	Poor	
Overall quality of new development in Roseville	Excellent	
	Good	
	Fair	
	Poor	
Overall appearance of Roseville	Excellent	
	Good	
	Fair	
	Poor	
Cleanliness of Roseville	Excellent	
	Good	
	Fair	
	Poor	
Water resources (e.g., creeks)	Excellent	
	Good	
	Fair	
	Poor	
Air quality	Excellent	
	Good	
	Fair	
	Poor	
Availability of paths and walking trails	Excellent	
	Good	
	Fair	
	Poor	
Fitness opportunities (including exercise classes and paths or trails, etc.)	Excellent	
	Good	
	Fair	
	Poor	
Recreational opportunities	Excellent	
	Good	
	Fair	
	Poor	
Availability of affordable quality food	Excellent	
	Good	
	Fair	

Please rate each of the following characteristics as they relate to Roseville as a whole.

Availability of affordable quality food	Poor	
Availability of affordable quality health care	Excellent	
	Good	
	Fair	
	Poor	
Availability of preventive health services	Excellent	
	Good	
	Fair	
	Poor	
Availability of affordable quality mental health care	Excellent	
	Good	
	Fair	
	Poor	
Opportunities to attend cultural/arts/music activities	Excellent	
	Good	
	Fair	
	Poor	
Community support for the arts	Excellent	
	Good	
	Fair	
	Poor	
Availability of affordable quality childcare/preschool	Excellent	
	Good	
	Fair	
	Poor	
K-12 education	Excellent	
	Good	
	Fair	
	Poor	
Adult educational opportunities	Excellent	
	Good	
	Fair	
	Poor	
Sense of civic/community pride	Excellent	
	Good	
	Fair	
	Poor	
Neighborliness of residents in Roseville	Excellent	
	Good	
	Fair	

Please rate each of the following characteristics as they relate to Roseville as a whole.	Neighborliness of residents in Roseville	Poor		
	Opportunities to participate in social events and activities	Excellent		
		Good		
		Fair		
		Poor		
	Opportunities to attend special events and festivals	Excellent		
		Good		
		Fair		
		Poor		
	Opportunities to volunteer	Excellent		
		Good		
		Fair		
		Poor		
	Opportunities to participate in community matters	Excellent		
		Good		
		Fair		
		Poor		
	Openness and acceptance of the community toward people of diverse backgrounds	Excellent		
		Good		
		Fair		
		Poor		
	Please indicate whether or not you have done each of the following in the last 12 months.	Contacted the City of Roseville (in-person, phone, email, or web) for help or information	No	
			Yes	
		Contacted Roseville elected officials (in-person, phone, email, or web) to express your opinion	No	
Yes				
Attended a local public meeting (of local elected officials like City Council or County Commissioners, advisory boards, town halls, HO..)		No		
		Yes		
Watched (online or on television) a local public meeting		No		
		Yes		
Volunteered your time to some group/activity in Roseville		No		
		Yes		
Campaigned or advocated for a local issue, cause, or candidate		No		
		Yes		
Voted in your most recent local election		No		
		Yes		
Used bus, rail, or other public transportation instead of driving		No		
		Yes		
Carpooled with other adults or children instead of driving alone		No		
		Yes		
Walked or biked instead of driving		No		

have done each of the following in the last 12 months.	Walked or biked instead of driving	Yes	
Please rate the quality of each of the following services in Roseville.	Public information services	Excellent	
		Good	
		Fair	
		Poor	
Economic development	Economic development	Excellent	
		Good	
		Fair	
		Poor	
Traffic enforcement	Traffic enforcement	Excellent	
		Good	
		Fair	
		Poor	
Traffic signal timing	Traffic signal timing	Excellent	
		Good	
		Fair	
		Poor	
Street repair	Street repair	Excellent	
		Good	
		Fair	
		Poor	
Street cleaning	Street cleaning	Excellent	
		Good	
		Fair	
		Poor	
Street lighting	Street lighting	Excellent	
		Good	
		Fair	
		Poor	
Sidewalk maintenance	Sidewalk maintenance	Excellent	
		Good	
		Fair	
		Poor	
Bus or transit services	Bus or transit services	Excellent	
		Good	
		Fair	
		Poor	
Land use, planning, and zoning	Land use, planning, and zoning	Excellent	
		Good	
		Fair	

Please rate the quality of each of the following services in Roseville.

Land use, planning, and zoning	Poor	
Code enforcement (weeds, abandoned buildings, etc.)	Excellent	
	Good	
	Fair	
	Poor	
Affordable high-speed internet access	Excellent	
	Good	
	Fair	
	Poor	
Garbage collection	Excellent	
	Good	
	Fair	
	Poor	
Drinking water	Excellent	
	Good	
	Fair	
	Poor	
Sewer services	Excellent	
	Good	
	Fair	
	Poor	
Storm water management (storm drainage, dams, levees, etc.)	Excellent	
	Good	
	Fair	
	Poor	
Power (electric and/or gas) utility	Excellent	
	Good	
	Fair	
	Poor	
Utility billing	Excellent	
	Good	
	Fair	
	Poor	
Police services	Excellent	
	Good	
	Fair	
	Poor	
Crime prevention	Excellent	
	Good	
	Fair	








































Please rate the quality of each of the following services in Roseville.

Crime prevention	Poor	
Animal control	Excellent	
	Good	
	Fair	
	Poor	
Ambulance or emergency medical services	Excellent	
	Good	
	Fair	
	Poor	
Fire services	Excellent	
	Good	
	Fair	
	Poor	
Fire prevention and education	Excellent	
	Good	
	Fair	
	Poor	
Emergency preparedness (services that prepare the community for natural disasters or other emergency situations)	Excellent	
	Good	
	Fair	
	Poor	
Preservation of natural areas (open space, farmlands, and greenbelts)	Excellent	
	Good	
	Fair	
	Poor	
Roseville open space	Excellent	
	Good	
	Fair	
	Poor	
Recycling	Excellent	
	Good	
	Fair	
	Poor	
Yard waste pick-up	Excellent	
	Good	
	Fair	
	Poor	
City parks	Excellent	
	Good	
	Fair	




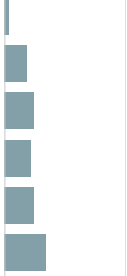




Please rate the quality of each of the following services in Roseville.	City parks	Poor	
	Recreation programs or classes	Excellent	
		Good	
		Fair	
		Poor	
	Recreation centers or facilities	Excellent	
		Good	
		Fair	
		Poor	
	Health services	Excellent	
		Good	
		Fair	
		Poor	
	Public library services	Excellent	
		Good	
		Fair	
		Poor	
	Overall customer service by Roseville employees (police, receptionists, planners, etc.)	Excellent	
		Good	
		Fair	
Poor			
Please rate the following categories of Roseville government performance.	The value of services for the taxes paid to Roseville	Excellent	
		Good	
		Fair	
		Poor	
	The overall direction that Roseville is taking	Excellent	
		Good	
		Fair	
		Poor	
	The job Roseville government does at welcoming resident involvement	Excellent	
		Good	
		Fair	
		Poor	
Overall confidence in Roseville government	Excellent		
	Good		
	Fair		
	Poor		
Generally acting in the best interest of the community	Excellent		
	Good		
	Fair		

Please rate the following categories of Roseville government performance.	Generally acting in the best interest of the community	Poor	
	Being honest	Excellent	
		Good	
		Fair	
		Poor	
	Being open and transparent to the public	Excellent	
		Good	
		Fair	
		Poor	
	Informing residents about issues facing the community	Excellent	
		Good	
		Fair	
		Poor	
	Treating all residents fairly	Excellent	
		Good	
		Fair	
		Poor	
	Treating residents with respect	Excellent	
		Good	
		Fair	
Poor			
Overall, how would you rate the quality of the services provided by each of the following?	The City of Roseville	Excellent	
		Good	
		Fair	
		Poor	
	The Federal Government	Excellent	
		Good	
		Fair	
		Poor	
Please rate how important, if at all, you think it is for the Roseville community to focus on each of the following in the coming two years.	Overall economic health of Roseville	Essential	
		Very important	
		Somewhat important	
		Not at all important	
	Overall quality of the transportation system (auto, bicycle, foot, bus) in Roseville	Essential	
		Very important	
		Somewhat important	
		Not at all important	
	Overall design or layout of Roseville's residential and commercial areas (e.g., homes, buildings, streets, parks, etc.)	Essential	
		Very important	
		Somewhat important	

Please rate how important, if at all, you think it is for the Roseville community to focus on each of the following in the coming two years.	and commercial areas (e.g., homes, buildings, streets, parks, etc.)	Not at all important	
	Overall quality of the utility infrastructure in Roseville (water, sewer, storm water, electric, gas)	Essential	
		Very important	
		Somewhat important	
		Not at all important	
	Overall feeling of safety in Roseville	Essential	
		Very important	
		Somewhat important	
		Not at all important	
	Overall quality of natural environment in Roseville	Essential	
		Very important	
		Somewhat important	
		Not at all important	
	Overall quality of parks and recreation opportunities	Essential	
		Very important	
		Somewhat important	
		Not at all important	
	Overall health and wellness opportunities in Roseville	Essential	
		Very important	
Somewhat important			
Not at all important			
Overall opportunities for education, culture, and the arts	Essential		
	Very important		
	Somewhat important		
	Not at all important		
Residents' connection and engagement with their community	Essential		
	Very important		
	Somewhat important		
	Not at all important		
How much of a problem, if at all, do you think homelessness is in each of the following?	In your neighborhood	Not a problem	
		Minor problem	
		Moderate problem	
		Major problem	
	In Roseville overall	Not a problem	
		Minor problem	
		Moderate problem	
		Major problem	
Please rate how important, if at all, you think it is to address the challenges of people experiencing homelessness in Roseville?	Essential		
	Very important		
	Somewhat important		

	to address the challenges of people experiencing homelessness in Roseville?	Not at all important	
	Supportive housing combines housing with social services such as job training, life skills training, substance abuse programs, and community support services (e.g., child care, educational programs, etc.). If transportation needs were met and services were accessible, provided there was adequate state and federal funding, how much w..	Strongly support	
		Somewhat support	
		Somewhat oppose	
		Strongly oppose	
Please rate how important, if at all, each of the following are for the City of Roseville to focus on to help address homelessness:	Create affordable housing opportunities	Essential	
		Very important	
		Somewhat important	
		Not at all important	
	Provide access to social services	Essential	
		Very important	
		Somewhat important	
		Not at all important	
	Partner with Placer County Social Services, non-profits, and health care providers that provide services to people experiencing homelessness	Essential	
		Very important	
		Somewhat important	
		Not at all important	
Please indicate which of the following methods, if any, you prefer as a way to receive news and information from the City of Roseville:		City website	
		Email newsletters	
		Mail	
		Community meetings	
		Facebook	
		Twitter	
		Instagram	
		Nextdoor	
		Other	
In general, how many times do you:	Access the internet from your home using a computer, laptop, or tablet computer	Several times a day	
		Once a day	
		A few times a week	
		Every few weeks	
		Less often or never	
	Access the internet from your cell phone	Several times a day	
		Once a day	
		A few times a week	
		Every few weeks	
		Less often or never	
	Visit social media sites such as Facebook, Twitter, WhatsApp, etc.	Several times a day	
		Once a day	
		A few times a week	
		Every few weeks	

In general, how many times do you:	Visit social media sites such as Facebook, Twitter, WhatsApp, etc.	Less often or never	
	Use or check email	Several times a day	
		Once a day	
		A few times a week	
		Every few weeks	
		Less often or never	
Share your opinions online	Several times a day		
	Once a day		
	A few times a week		
	Every few weeks		
	Less often or never		
Shop online	Several times a day		
	Once a day		
	A few times a week		
	Every few weeks		
	Less often or never		
Would you say that in general your health is:	Excellent		
	Very good		
	Good		
	Fair		
	Poor		
What impact, if any, do you think the economy will have on your family income in the next 6 months? Do you think the impact will be:	Very positive		
	Somewhat positive		
	Neutral		
	Somewhat negative		
	Very negative		
How many years have you lived in Roseville?	Less than 2 years		
	2-5 years		
	6-10 years		
	11-20 years		
	More than 20 years		
Which best describes the building you live in?	One family house detached from any other houses		
	Building with two or more homes (duplex, townhome, apa..		
	Mobile home		
	Other		
Do you rent or own your home?	Rent		
	Own		
About how much is your monthly housing cost for the place you live (including rent, mortgage payment, property tax, property insurance, and homeowners' association (HOA) fees)?	Less than \$500		
	\$500 to \$999		
	\$1,000 to \$1,499		

About how much is your monthly housing cost for the place you live (including rent, mortgage payment, property tax, property insurance, and homeowners' association (HOA) fees)?	\$1,500 to \$1,999	
	\$2,000 to \$2,499	
	\$2,500 to \$2,999	
	\$3,000 to \$3,499	
	\$3,500 or more	
Do any children 17 or under live in your household?	No	
	Yes	
Are you or any other members of your household aged 65 or older?	No	
	Yes	
How much do you anticipate your household's total income before taxes will be for the current year? (Please include in your total income money from all sources for all persons living in your household.)	Less than \$25,000	
	\$25,000 to \$49,999	
	\$50,000 to \$74,999	
	\$75,000 to \$99,999	
	\$100,000 to \$149,999	
	\$150,000 or more	
Are you Spanish, Hispanic, or Latino?	No, not Spanish, Hispanic, or Latino	
What is your race? (Mark one or more races to indicate what race you consider yourself to be.)	American Indian or Alaskan Native	
	Asian, Asian Indian, or Pacific Islander	
	Black or African American	
	White	
	Other	
In which category is your age?	18-24 years	
	25-34 years	
	35-44 years	
	45-54 years	
	55-64 years	
	65-74 years	
	75 years or older	
What is your gender?	Female	
	Male	

Comparison of Responses by Respondent Characteristics

Responses have been summarized to show only the proportion of respondents giving a positive answer; for example, the percent of respondents who rated the quality of life as excellent or good.

In the "Statistical significance" tab, you will find a tool to help determine the threshold values for statistically significant differences between groups.

		District 1	District 2	District 3	District 4	District 5
Please rate each of the following aspects of quality of life in Roseville.	Roseville as a place to live	98%	99%	97%	97%	93%
	Your neighborhood as a place to live	97%	77%	99%	96%	89%
	Roseville as a place to raise children	97%	95%	94%	97%	94%
	Roseville as a place to work	91%	84%	87%	90%	91%
	Roseville as a place to visit	67%	68%	81%	78%	69%
	Roseville as a place to retire	78%	80%	82%	87%	86%
	The overall quality of life in Roseville	97%	95%	99%	97%	93%
	Sense of community	74%	71%	69%	87%	70%
Please rate each of the following characteristics as they relate to Roseville as a whole.	Overall economic health of Roseville	91%	86%	91%	94%	90%
	Overall quality of the transportation system (auto, bicycle, foot, bus) in Roseville	84%	72%	73%	79%	74%
	Overall design or layout of Roseville's residential and commercial areas (e.g., homes, buildings, streets, parks, etc.)	84%	69%	84%	80%	72%
	Overall quality of the utility infrastructure in Roseville (water, sewer, storm water, electric, gas)	98%	98%	98%	93%	98%
	Overall feeling of safety in Roseville	87%	91%	93%	91%	94%
	Overall quality of natural environment in Roseville	85%	80%	88%	94%	89%
	Overall quality of parks and recreation opportunities	93%	93%	98%	96%	92%
	Overall health and wellness opportunities in Roseville	92%	86%	95%	90%	85%
	Overall opportunities for education, culture, and the arts	78%	66%	66%	70%	64%
	Residents' connection and engagement with their community	66%	61%	65%	81%	57%
Please indicate how likely or unlikely you are to do each of the following.	Recommend living in Roseville to someone who asks	90%	95%	97%	97%	91%
	Remain in Roseville for the next five years	77%	83%	80%	91%	87%
Please rate how safe or unsafe you feel:	In your neighborhood during the day	96%	97%	99%	98%	94%
	In Roseville's downtown/commercial area during the day	89%	90%	90%	87%	83%
	From property crime	73%	72%	83%	82%	77%
	From violent crime	84%	86%	94%	89%	83%

Please rate how safe or unsafe you feel:	From fire, flood, or other natural disaster	89%	82%	88%	90%	84%
Please rate the job you feel the Roseville community does at each of the following.	Making all residents feel welcome	90%	64%	81%	87%	78%
	Attracting people from diverse backgrounds	51%	53%	59%	76%	64%
	Valuing/respecting residents from diverse backgrounds	76%	69%	66%	76%	74%
	Taking care of vulnerable residents (elderly, disabled, homeless, etc.)	61%	68%	52%	68%	71%
Please rate each of the following characteristics as they relate to Roseville as a whole.	Overall quality of business and service establishments in Roseville	94%	92%	92%	90%	96%
	Variety of business and service establishments in Roseville	90%	88%	87%	85%	87%
	Vibrancy of downtown/commercial area	67%	52%	59%	63%	67%
	Employment opportunities	64%	60%	65%	83%	74%
	Shopping opportunities	94%	89%	95%	93%	92%
	Cost of living in Roseville	47%	50%	51%	64%	59%
	Overall image or reputation of Roseville	93%	89%	96%	95%	93%
Please rate each of the following characteristics as they relate to Roseville as a whole.	Traffic flow on major streets	63%	51%	55%	58%	53%
	Ease of public parking	75%	67%	90%	74%	75%
	Ease of travel by car in Roseville	83%	86%	81%	73%	77%
	Ease of travel by public transportation in Roseville	54%	45%	43%	64%	74%
	Ease of travel by bicycle in Roseville	64%	51%	82%	75%	78%
	Ease of travel as a pedestrian	82%	55%	63%	80%	70%
	Well-planned residential growth	68%	59%	82%	60%	73%
	Well-planned commercial growth	70%	62%	86%	62%	61%
	Well-designed neighborhoods	84%	73%	87%	82%	84%
	Preservation of the historical or cultural character of the community	67%	52%	79%	72%	73%
	Public places where people want to spend time	75%	74%	87%	73%	74%
	Variety of housing options	69%	50%	65%	71%	74%
	Availability of affordable quality housing	45%	31%	39%	49%	51%
	Overall quality of new development in Roseville	73%	65%	82%	74%	83%
	Overall appearance of Roseville	91%	95%	94%	94%	96%
	Cleanliness of Roseville	91%	88%	91%	92%	96%
	Water resources (e.g., creeks)	88%	78%	92%	83%	85%
	Air quality	80%	77%	78%	79%	84%
	Availability of paths and walking trails	87%	78%	96%	92%	89%
	Fitness opportunities (including exercise classes and paths or trails, etc.)	88%	80%	98%	89%	94%

Please rate each of the following characteristics as they relate to Roseville as a whole.	Recreational opportunities	82%	72%	90%	87%	83%	
	Availability of affordable quality food	80%	74%	85%	87%	80%	
	Availability of affordable quality health care	78%	67%	82%	91%	70%	
	Availability of preventive health services	81%	77%	89%	88%	78%	
	Availability of affordable quality mental health care	66%	47%	59%	80%	58%	
	Opportunities to attend cultural/arts/music activities	53%	54%	58%	64%	49%	
	Community support for the arts	69%	47%	61%	58%	51%	
	Availability of affordable quality childcare/preschool	68%	37%	78%	76%	57%	
	K-12 education	92%	82%	80%	91%	91%	
	Adult educational opportunities	82%	70%	55%	77%	65%	
	Sense of civic/community pride	77%	67%	72%	82%	74%	
	Neighborliness of residents in Roseville	70%	68%	72%	81%	67%	
	Opportunities to participate in social events and activities	56%	54%	66%	79%	74%	
	Opportunities to attend special events and festivals	58%	58%	72%	63%	72%	
	Opportunities to volunteer	78%	62%	77%	80%	80%	
	Opportunities to participate in community matters	67%	65%	67%	69%	78%	
	Openness and acceptance of the community toward people of diverse backgrounds	65%	60%	62%	70%	69%	
	Please indicate whether or not you have done each of the following in the last 12 months.	Contacted the City of Roseville (in-person, phone, email, or web) for help or information	54%	48%	42%	41%	58%
		Contacted Roseville elected officials (in-person, phone, email, or web) to express your opinion	9%	11%	13%	6%	19%
		Attended a local public meeting (of local elected officials like City Council or County Commissioners, advisory boards, tow..	7%	5%	8%	16%	13%
Watched (online or on television) a local public meeting		19%	24%	19%	21%	26%	
Volunteered your time to some group/activity in Roseville		21%	30%	31%	30%	30%	
Campaigned or advocated for a local issue, cause, or candidate		16%	21%	14%	16%	21%	
Voted in your most recent local election		77%	90%	89%	88%	87%	
Used bus, rail, or other public transportation instead of driving		11%	11%	12%	8%	11%	
Carpooled with other adults or children instead of driving alone		38%	51%	35%	48%	52%	
Walked or biked instead of driving		59%	58%	57%	57%	56%	
Please rate the quality of each of the following services in Roseville.	Public information services	81%	71%	77%	83%	82%	
	Economic development	82%	65%	80%	77%	85%	
	Traffic enforcement	84%	63%	64%	65%	69%	
	Traffic signal timing	73%	64%	68%	63%	69%	
	Street repair	71%	53%	72%	57%	68%	

Please rate the quality of each of the following services in Roseville.	Street cleaning	84%	79%	81%	78%	86%
	Street lighting	88%	71%	80%	81%	89%
	Sidewalk maintenance	73%	52%	78%	86%	78%
	Bus or transit services	72%	60%	54%	68%	72%
	Land use, planning, and zoning	78%	74%	74%	59%	58%
	Code enforcement (weeds, abandoned buildings, etc.)	77%	49%	79%	66%	81%
	Affordable high-speed internet access	71%	51%	64%	60%	67%
	Garbage collection	90%	97%	97%	95%	97%
	Drinking water	96%	83%	99%	92%	94%
	Sewer services	95%	91%	100%	93%	98%
	Storm water management (storm drainage, dams, levees, etc.)	92%	88%	93%	92%	97%
	Power (electric and/or gas) utility	99%	99%	94%	94%	93%
	Utility billing	90%	95%	91%	87%	88%
	Police services	85%	86%	83%	92%	85%
	Crime prevention	89%	87%	80%	88%	79%
	Animal control	94%	88%	84%	91%	90%
	Ambulance or emergency medical services	96%	93%	95%	94%	97%
	Fire services	97%	93%	99%	96%	98%
	Fire prevention and education	83%	85%	91%	96%	94%
	Emergency preparedness (services that prepare the community for natural disasters or other emergency situations)	78%	82%	73%	79%	82%
	Preservation of natural areas (open space, farmlands, and greenbelts)	78%	74%	87%	76%	83%
	Roseville open space	85%	65%	88%	78%	73%
	Recycling	82%	75%	84%	75%	89%
	Yard waste pick-up	92%	76%	92%	86%	92%
	City parks	93%	91%	91%	91%	87%
	Recreation programs or classes	87%	72%	91%	87%	89%
	Recreation centers or facilities	86%	78%	93%	86%	90%
	Health services	86%	79%	89%	88%	78%
	Public library services	85%	91%	99%	91%	94%
	Overall customer service by Roseville employees (police, receptionists, planners, etc.)	88%	86%	94%	90%	98%
Please rate the following categories of Roseville government performance.	The value of services for the taxes paid to Roseville	78%	78%	75%	78%	76%
	The overall direction that Roseville is taking	81%	84%	73%	74%	73%

Please rate the following categories of Roseville government performance.	The job Roseville government does at welcoming resident involvement	66%	66%	60%	68%	71%
	Overall confidence in Roseville government	77%	76%	70%	69%	69%
	Generally acting in the best interest of the community	80%	79%	79%	70%	68%
	Being honest	79%	83%	69%	76%	69%
	Being open and transparent to the public	72%	75%	71%	74%	71%
	Informing residents about issues facing the community	66%	69%	69%	75%	65%
	Treating all residents fairly	86%	82%	75%	76%	79%
	Treating residents with respect	88%	92%	87%	80%	76%
Overall, how would you rate the quality of the services provided by each of the following?	The City of Roseville	91%	90%	92%	87%	84%
	The Federal Government	30%	24%	26%	39%	24%
Please rate how important, if at all, you think it is for the Roseville community to focus on each of the following in the coming two years.	Overall economic health of Roseville	90%	97%	88%	98%	90%
	Overall quality of the transportation system (auto, bicycle, foot, bus) in Roseville	69%	83%	70%	78%	80%
	Overall design or layout of Roseville's residential and commercial areas (e.g., homes, buildings, streets, parks, etc.)	84%	68%	81%	93%	85%
	Overall quality of the utility infrastructure in Roseville (water, sewer, storm water, electric, gas)	94%	89%	94%	96%	96%
	Overall feeling of safety in Roseville	91%	96%	93%	97%	95%
	Overall quality of natural environment in Roseville	87%	81%	80%	91%	87%
	Overall quality of parks and recreation opportunities	81%	81%	81%	88%	91%
	Overall health and wellness opportunities in Roseville	73%	79%	80%	84%	80%
	Overall opportunities for education, culture, and the arts	74%	66%	65%	69%	81%
	Residents' connection and engagement with their community	64%	59%	66%	71%	70%
In general, how many times do you:	Access the internet from your home using a computer, laptop, or tablet computer	96%	97%	96%	93%	98%
	Access the internet from your cell phone	93%	95%	96%	92%	96%
	Visit social media sites such as Facebook, Twitter, WhatsApp, etc.	80%	77%	85%	71%	87%
	Use or check email	99%	99%	96%	96%	100%
	Share your opinions online	25%	21%	30%	19%	36%
	Shop online	51%	61%	68%	58%	80%
	Would you say that in general your health is:	65%	74%	72%	76%	68%
	What impact, if any, do you think the economy will have on your family income in the next 6 months? Do you think the i..	10%	26%	28%	24%	21%

Statistical significance thresholds

Below you may select a demographic to find the thresholds for statistically significant differences between groups (i.e. the minimum difference between groups to be considered statistically significant based on the sample sizes). Use the drop down menu to the right to select demographic dimensions. If there were no responses within a specific demographic option, that option will not appear in the dashboard.

Area

	District 1	District 2	District 3	District 4	District 5
District 1		16%	15%	15%	15%
District 2	16%		15%	14%	14%
District 3	15%	15%		14%	14%
District 4	15%	14%	14%		13%
District 5	15%	14%	14%	13%	

Methods (open participation)

As part of its participation in The National Community Survey™ (The NCS™), the City of Roseville conducted a survey of 3,000 residents. Survey invitations were mailed to randomly selected households and data were collected from January 19, 2021 to March 10, 2021. The results from this main survey effort represent the most robust estimate of your residents’ opinions.

After the above data collection period was underway, a link to an online open participation survey was publicized by the City of Roseville. The open participation survey was identical to the probability sample survey with two small updates; it included a map at the beginning asking where the respondent lives and also a question about where they heard about the survey. The open participation survey was open to all city residents and became available on February 23, 2021. The survey remained open for two weeks and there were 853 responses.

The open participation survey data were not collected through a random sample and it is unknown who in the community was aware of the survey; therefore, a level of confidence in the representativeness of the sample cannot be estimated. However, to reduce bias where possible, these data were statistically weighted to match the demographic characteristics of the 2010 Census and 2017 American Community Survey estimates for adults in the City of Roseville. The characteristics used for weighting were age, area, sex, race, Hispanic origin, housing type, and housing tenure. No adjustments were made for design effects. Weights were calculated using an iterative, multiplicative raking model known as the ANES Weighting Algorithm.* The results of the weighting scheme for the probability sample are presented in the following table.

* Pasek, J. (2010). ANES Weighting Algorithm. Retrieved from <https://web.stanford.edu/group/iriss/cgi-bin/anesrake/resources/RakingDescription.pdf>

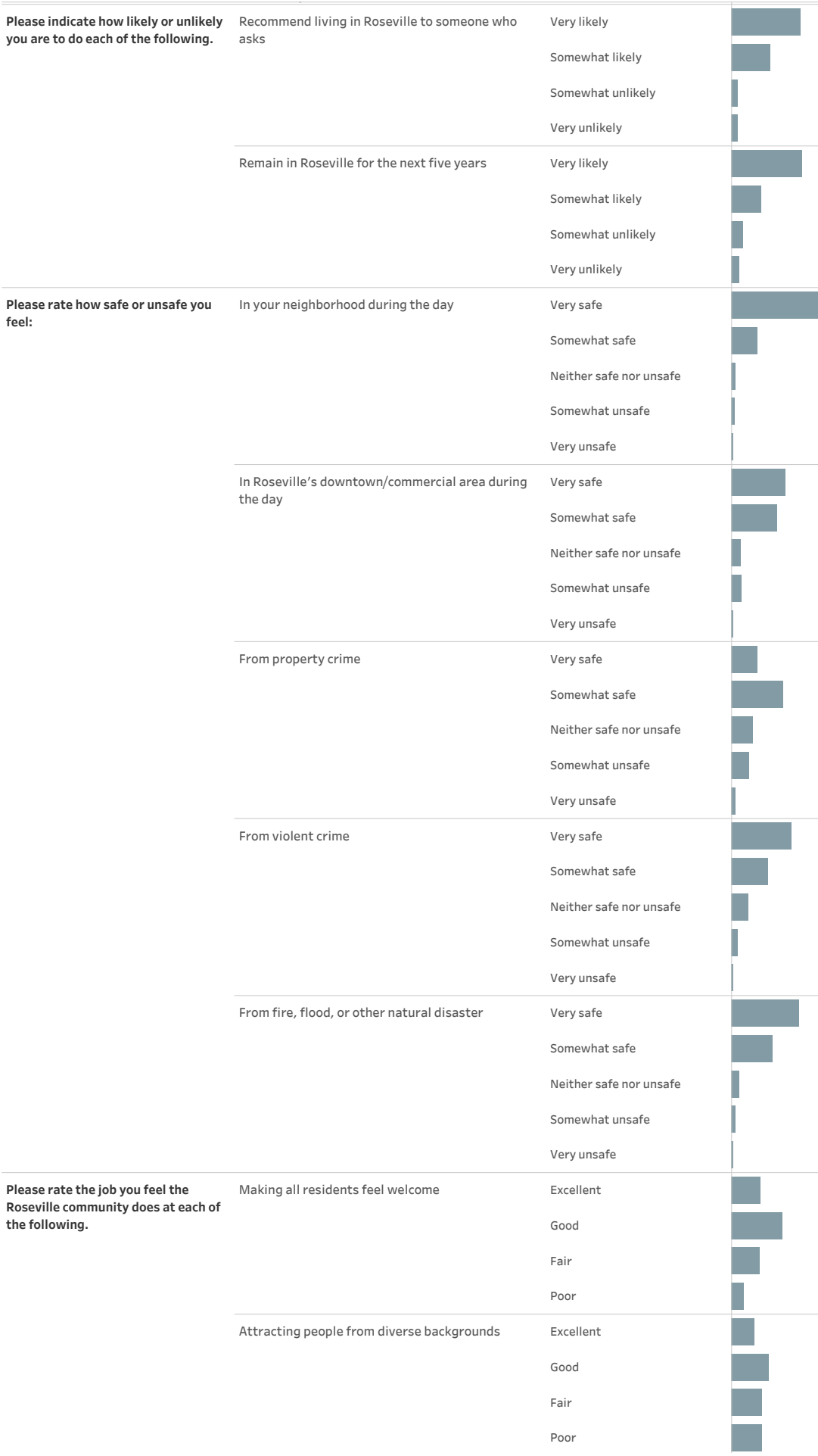
		Unweighted	Weighted	Target*
Age	18-34	8%	27%	28%
	35-54	40%	37%	37%
	55+	52%	36%	36%
Area	District 1	15%	19%	19%
	District 2	15%	19%	19%
	District 3	13%	21%	21%
	District 4	22%	19%	19%
	District 5	34%	22%	22%
Hispanic	No, not Spanish, Hispanic, or Latino	91%	87%	87%
	Yes, I consider myself to be Spanish, Hispa..	9%	13%	13%
Housing type	Attached	8%	24%	24%
	Detached	92%	76%	76%
Race/ethnicity	Not white alone	25%	28%	28%
	White alone, not Hispanic or Latino	75%	72%	72%
Sex	Female	64%	53%	53%
	Male	36%	47%	47%
Sex/age	Female 18-34	6%	14%	14%
	Female 35-54	27%	19%	19%
	Female 55+	31%	20%	20%
	Male 18-34	3%	13%	14%
	Male 35-54	13%	18%	18%
	Male 55+	20%	16%	16%
Tenure	Own	89%	65%	65%
	Rent	11%	35%	35%

Open participation survey results

This dashboard contains a complete set of responses to each question on the open participation survey. By default, "don't know" responses are excluded, but may be added to the table using the response filter to the right. When a table for a question that only permitted a single response does not total to exactly 100%, it is due to the common practice of percentages being rounded to the nearest whole number.

Using the map above as a reference, please indicate which District in Roseville you reside.	District 1	
	District 2	
	District 3	
	District 4	
	District 5	
	Not applicable (N/A)	
Please rate each of the following aspects of quality of life in Roseville.	Roseville as a place to live	Excellent Good Fair Poor
	Your neighborhood as a place to live	Excellent Good Fair Poor
	Roseville as a place to raise children	Excellent Good Fair Poor
	Roseville as a place to work	Excellent Good Fair Poor
Roseville as a place to visit	Excellent Good Fair Poor	
Roseville as a place to retire	Excellent Good Fair Poor	
The overall quality of life in Roseville	Excellent Good Fair Poor	
Sense of community	Excellent Good Fair	

Please rate each of the following aspects of quality of life in Roseville.	Sense of community	Poor	
		Excellent	
Please rate each of the following characteristics as they relate to Roseville as a whole.	Overall economic health of Roseville	Excellent	
		Good	
		Fair	
		Poor	
Overall quality of the transportation system (auto, bicycle, foot, bus) in Roseville	Excellent		
	Good		
	Fair		
	Poor		
Overall design or layout of Roseville's residential and commercial areas (e.g., homes, buildings, streets, parks, etc.)	Excellent		
	Good		
	Fair		
	Poor		
Overall quality of the utility infrastructure in Roseville (water, sewer, storm water, electric, gas)	Excellent		
	Good		
	Fair		
	Poor		
Overall feeling of safety in Roseville	Excellent		
	Good		
	Fair		
	Poor		
Overall quality of natural environment in Roseville	Excellent		
	Good		
	Fair		
	Poor		
Overall quality of parks and recreation opportunities	Excellent		
	Good		
	Fair		
	Poor		
Overall health and wellness opportunities in Roseville	Excellent		
	Good		
	Fair		
	Poor		
Overall opportunities for education, culture, and the arts	Excellent		
	Good		
	Fair		
	Poor		
Residents' connection and engagement with their community	Excellent		
	Good		
	Fair		
	Poor		












































Please rate the job you feel the Roseville community does at each of the following.	Valuing/respecting residents from diverse backgrounds	Excellent	
		Good	
		Fair	
		Poor	
	Taking care of vulnerable residents (elderly, disabled, homeless, etc.)	Excellent	
		Good	
		Fair	
		Poor	
Please rate each of the following characteristics as they relate to Roseville as a whole.	Overall quality of business and service establishments in Roseville	Excellent	
		Good	
		Fair	
		Poor	
	Variety of business and service establishments in Roseville	Excellent	
		Good	
		Fair	
		Poor	
	Vibrancy of downtown/commercial area	Excellent	
		Good	
		Fair	
		Poor	
Employment opportunities	Excellent		
	Good		
	Fair		
	Poor		
Shopping opportunities	Excellent		
	Good		
	Fair		
	Poor		
Cost of living in Roseville	Excellent		
	Good		
	Fair		
	Poor		
Overall image or reputation of Roseville	Excellent		
	Good		
	Fair		
	Poor		
Please rate each of the following characteristics as they relate to Roseville as a whole.	Traffic flow on major streets	Excellent	
		Good	
		Fair	
		Poor	
	Ease of public parking	Excellent	

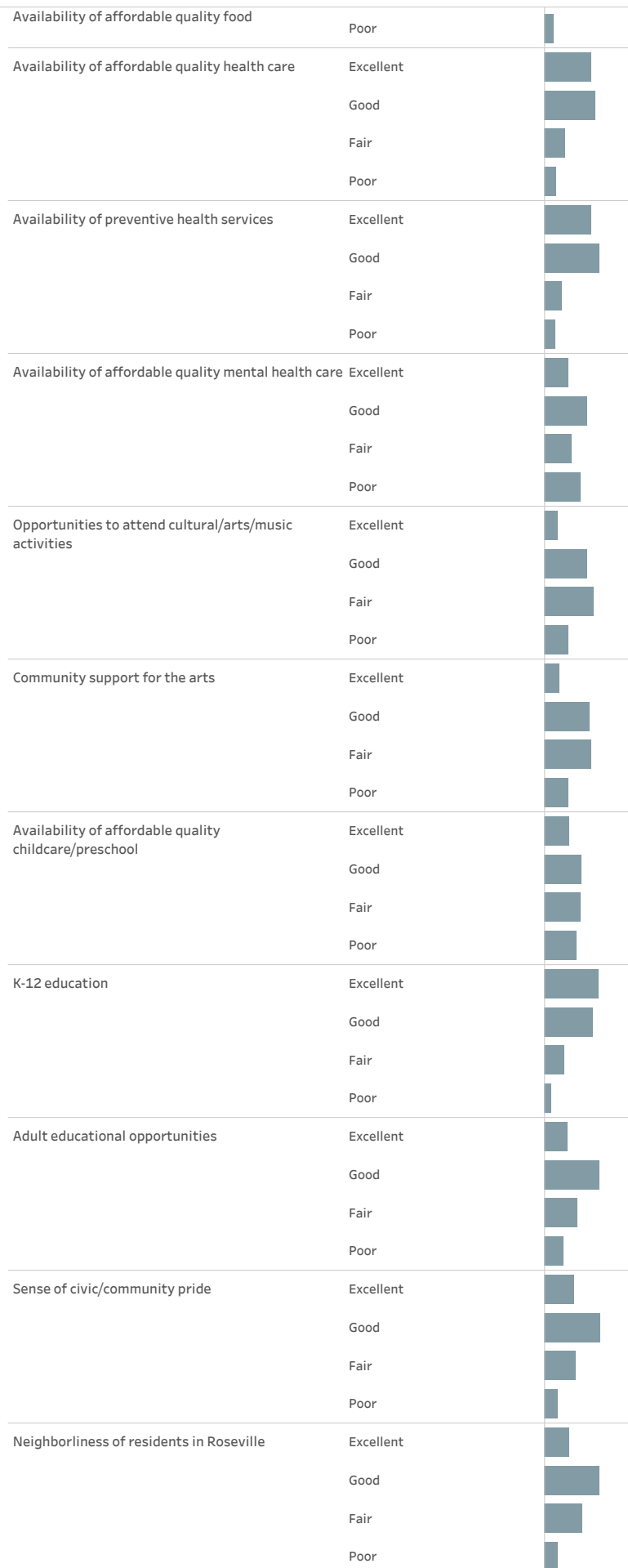
Please rate each of the following characteristics as they relate to Roseville as a whole.



Please rate each of the following characteristics as they relate to Roseville as a whole.

Variety of housing options	Fair	
	Poor	
Availability of affordable quality housing	Excellent	
	Good	
	Fair	
	Poor	
Overall quality of new development in Roseville	Excellent	
	Good	
	Fair	
	Poor	
Overall appearance of Roseville	Excellent	
	Good	
	Fair	
	Poor	
Cleanliness of Roseville	Excellent	
	Good	
	Fair	
	Poor	
Water resources (e.g., creeks)	Excellent	
	Good	
	Fair	
	Poor	
Air quality	Excellent	
	Good	
	Fair	
	Poor	
Availability of paths and walking trails	Excellent	
	Good	
	Fair	
	Poor	
Fitness opportunities (including exercise classes and paths or trails, etc.)	Excellent	
	Good	
	Fair	
	Poor	
Recreational opportunities	Excellent	
	Good	
	Fair	
	Poor	
Availability of affordable quality food	Excellent	
	Good	
	Fair	

Please rate each of the following characteristics as they relate to Roseville as a whole.

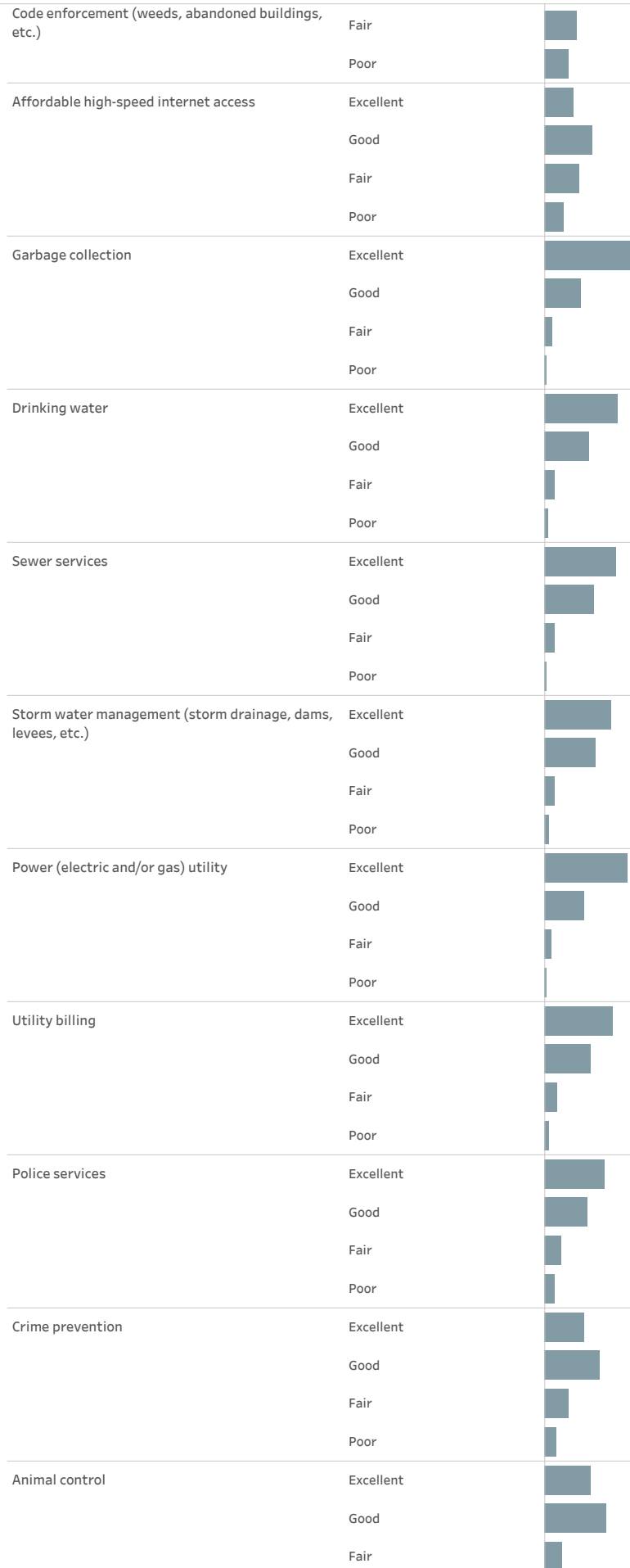


Please rate each of the following characteristics as they relate to Roseville as a whole.	Opportunities to participate in social events and activities	Excellent	
		Good	
		Fair	
		Poor	
	Opportunities to attend special events and festivals	Excellent	
		Good	
		Fair	
		Poor	
	Opportunities to volunteer	Excellent	
		Good	
		Fair	
		Poor	
	Opportunities to participate in community matters	Excellent	
		Good	
		Fair	
		Poor	
Openness and acceptance of the community toward people of diverse backgrounds	Excellent		
	Good		
	Fair		
	Poor		
Please indicate whether or not you have done each of the following in the last 12 months.	Contacted the City of Roseville (in-person, phone, email, or web) for help or information	No	
		Yes	
	Contacted Roseville elected officials (in-person, phone, email, or web) to express your opinion	No	
		Yes	
	Attended a local public meeting (of local elected officials like City Council or County Commissioners, advisory boards, town halls, HOA, neighborhood w..	No	
		Yes	
	Watched (online or on television) a local public meeting	No	
		Yes	
	Volunteered your time to some group/activity in Roseville	No	
		Yes	
	Campaigned or advocated for a local issue, cause, or candidate	No	
		Yes	
	Voted in your most recent local election	No	
		Yes	
	Used bus, rail, or other public transportation instead of driving	No	
		Yes	
Carpooled with other adults or children instead of driving alone	No		
	Yes		
Walked or biked instead of driving	No		
	Yes		
Please rate the quality of each of the following services in Roseville:	Public information services	Excellent	

Please rate the quality of each of the following services in Roseville.

Public information services	Good	
	Fair	
	Poor	
Economic development	Excellent	
	Good	
	Fair	
	Poor	
Traffic enforcement	Excellent	
	Good	
	Fair	
	Poor	
Traffic signal timing	Excellent	
	Good	
	Fair	
	Poor	
Street repair	Excellent	
	Good	
	Fair	
	Poor	
Street cleaning	Excellent	
	Good	
	Fair	
	Poor	
Street lighting	Excellent	
	Good	
	Fair	
	Poor	
Sidewalk maintenance	Excellent	
	Good	
	Fair	
	Poor	
Bus or transit services	Excellent	
	Good	
	Fair	
	Poor	
Land use, planning, and zoning	Excellent	
	Good	
	Fair	
	Poor	
Code enforcement (weeds, abandoned buildings, etc.)	Excellent	
	Good	

Please rate the quality of each of the following services in Roseville.



Please rate the quality of each of the following services in Roseville.

Animal control	Poor	
Ambulance or emergency medical services	Excellent	
	Good	
	Fair	
	Poor	
Fire services	Excellent	
	Good	
	Fair	
	Poor	
Fire prevention and education	Excellent	
	Good	
	Fair	
	Poor	
Emergency preparedness (services that prepare the community for natural disasters or other emergency situations)	Excellent	
	Good	
	Fair	
	Poor	
Preservation of natural areas (open space, farmlands, and greenbelts)	Excellent	
	Good	
	Fair	
	Poor	
Roseville open space	Excellent	
	Good	
	Fair	
	Poor	
Recycling	Excellent	
	Good	
	Fair	
	Poor	
Yard waste pick-up	Excellent	
	Good	
	Fair	
	Poor	
City parks	Excellent	
	Good	
	Fair	
	Poor	
Recreation programs or classes	Excellent	
	Good	
	Fair	
	Poor	

Please rate the quality of each of the following services in Roseville.

Recreation centers or facilities	Excellent	
	Good	
	Fair	
	Poor	
Health services	Excellent	
	Good	
	Fair	
	Poor	
Public library services	Excellent	
	Good	
	Fair	
	Poor	
Overall customer service by Roseville employees (police, receptionists, planners, etc.)	Excellent	
	Good	
	Fair	
	Poor	

Please rate the following categories of The value of services for the taxes paid to Roseville Roseville government performance.
































The value of services for the taxes paid to Roseville	Excellent	
	Good	
	Fair	
	Poor	
The overall direction that Roseville is taking	Excellent	
	Good	
	Fair	
	Poor	
The job Roseville government does at welcoming resident involvement	Excellent	
	Good	
	Fair	
	Poor	
Overall confidence in Roseville government	Excellent	
	Good	
	Fair	
	Poor	
Generally acting in the best interest of the community	Excellent	
	Good	
	Fair	
	Poor	
Being honest	Excellent	
	Good	
	Fair	
	Poor	
Being open and transparent to the public	Excellent	

Please rate the following categories of Roseville government performance.	Being open and transparent to the public	Good	
		Fair	
		Poor	
Informing residents about issues facing the community	Excellent		
	Good		
	Fair		
	Poor		
Treating all residents fairly	Excellent		
	Good		
	Fair		
	Poor		
Treating residents with respect	Excellent		
	Good		
	Fair		
	Poor		
Overall, how would you rate the quality of the services provided by each of the following?	The City of Roseville	Excellent	
		Good	
		Fair	
		Poor	
	The Federal Government	Excellent	
		Good	
		Fair	
		Poor	
Please rate how important, if at all, you think it is for the Roseville community to focus on each of the following in the coming two years.	Overall economic health of Roseville	Essential	
		Very important	
		Somewhat important	
		Not at all important	
	Overall quality of the transportation system (auto, bicycle, foot, bus) in Roseville	Essential	
		Very important	
		Somewhat important	
		Not at all important	
	Overall design or layout of Roseville's residential and commercial areas (e.g., homes, buildings, streets, parks, etc.)	Essential	
		Very important	
		Somewhat important	
		Not at all important	
	Overall quality of the utility infrastructure in Roseville (water, sewer, storm water, electric, gas)	Essential	
		Very important	
		Somewhat important	
		Not at all important	
Overall feeling of safety in Roseville	Essential		
	Very important		

Please rate how important, if at all, you think it is for the Roseville community to focus on each of the following in the coming two years.	Overall feeling of safety in Roseville	Somewhat important	
		Not at all important	
Overall quality of natural environment in Roseville	Essential		
	Very important		
	Somewhat important		
	Not at all important		
Overall quality of parks and recreation opportunities	Essential		
	Very important		
	Somewhat important		
	Not at all important		
Overall health and wellness opportunities in Roseville	Essential		
	Very important		
	Somewhat important		
	Not at all important		
Overall opportunities for education, culture, and the arts	Essential		
	Very important		
	Somewhat important		
	Not at all important		
Residents' connection and engagement with their community	Essential		
	Very important		
	Somewhat important		
	Not at all important		
How much of a problem, if at all, do you think homelessness is in each of the following?	In your neighborhood	Not a problem	
		Minor problem	
		Moderate problem	
		Major problem	
	In Roseville overall	Not a problem	
		Minor problem	
		Moderate problem	
		Major problem	
Please rate how important, if at all, you think it is to address the challenges of people experiencing homelessness in Roseville?	Essential		
	Very important		
	Somewhat important		
	Not at all important		
Supportive housing combines housing with social services such as job training, life skills training, substance abuse programs, and community support services (e.g., child care, educational programs, etc.). If transportation needs were met and services were accessible, provided there was adequate state and federal funding, how much would you support ..	Strongly support		
	Somewhat support		
	Somewhat oppose		
	Strongly oppose		
Please rate how important, if at all, each of the following are for the City of Roseville to focus on to help address homelessness:	Create affordable housing opportunities	Essential	
		Very important	
		Somewhat important	

Please rate how important, if at all, each of the following are for the City of Roseville to focus on to help address homelessness:	Create affordable housing opportunities	Not at all important	
	Provide access to social services	Essential	
		Very important	
		Somewhat important	
		Not at all important	
	Partner with Placer County Social Services, non-profits, and health care providers that provide services to people experiencing homelessness	Essential	
		Very important	
		Somewhat important	
		Not at all important	
	Please indicate which of the following methods, if any, you prefer as a way to receive news and information from the City of Roseville:	City website	
		Email newsletters	
		Mail	
Community meetings			
Facebook			
Twitter			
Instagram			
Nextdoor			
Other			
In general, how many times do you:	Access the internet from your home using a computer, laptop, or tablet computer	Several times a day	
		Once a day	
		A few times a week	
		Every few weeks	
		Less often or never	
	Access the internet from your cell phone	Several times a day	
		Once a day	
		A few times a week	
		Every few weeks	
		Less often or never	
	Visit social media sites such as Facebook, Twitter, WhatsApp, etc.	Several times a day	
		Once a day	
		A few times a week	
		Every few weeks	
		Less often or never	
	Use or check email	Several times a day	
		Once a day	
		A few times a week	
		Less often or never	
	Share your opinions online	Several times a day	
Once a day			
A few times a week			
Every few weeks			

In general, how many times do you:	Share your opinions online	Less often or never	
	Shop online	Several times a day	
Once a day			
A few times a week			
Every few weeks			
Less often or never			
Would you say that in general your health is:		Excellent	
	Very good		
	Good		
	Fair		
	Poor		
What impact, if any, do you think the economy will have on your family income in the next 6 months? Do you think the impact will be:	Very positive		
	Somewhat positive		
	Neutral		
	Somewhat negative		
	Very negative		
How many years have you lived in Roseville?	Less than 2 years		
	2-5 years		
	6-10 years		
	11-20 years		
	More than 20 years		
Which best describes the building you live in?	One family house detached from any other houses		
	Building with two or more homes (duplex, townhome, apa..		
	Mobile home		
	Other		
Do you rent or own your home?	Rent		
	Own		
About how much is your monthly housing cost for the place you live (including rent, mortgage payment, property tax, property insurance, and homeowners' association (HOA) fees)?	Less than \$500		
	\$500 to \$999		
	\$1,000 to \$1,499		
	\$1,500 to \$1,999		
	\$2,000 to \$2,499		
	\$2,500 to \$2,999		
	\$3,000 to \$3,499		
	\$3,500 or more		
Do any children 17 or under live in your household?	No		
	Yes		
Are you or any other members of your household aged 65 or older?	No		
	Yes		
How much do you anticipate your household's total income before taxes will be for the current year? (Please include in your total income money from all sources for all persons living in your household.)	Less than \$25,000		
	\$25,000 to \$49,999		

How much do you anticipate your household's total income before taxes will be for the current year? (Please include in your total income money from all sources for all persons living in your household.)	\$50,000 to \$74,999	
	\$75,000 to \$99,999	
	\$100,000 to \$149,999	
	\$150,000 or more	
Are you Spanish, Hispanic, or Latino?	No, not Spanish, Hispanic, or Latino	
What is your race? (Mark one or more races to indicate what race you consider yourself to be.)	American Indian or Alaskan Native	
	Asian, Asian Indian, or Pacific Islander	
	Black or African American	
	White	
	Other	
In which category is your age?	18-24 years	
	25-34 years	
	35-44 years	
	45-54 years	
	55-64 years	
	65-74 years	
	75 years or older	
What is your gender?	Female	
	Male	
	Identify in another way	
How did you hear about this survey?	The City's website	
	The City's social media (Facebook, Twitter, Instagram,..)	
	Received an email from the City	
	In a City newsletter or utility bill	
	Received a postcard or letter from the City	
	Nextdoor	
	In my Facebook feed	
	Saw a flyer or poster about it	
	Heard about it from a family member, friend or neighborhood	
	Heard about it from a business or social organization in my co..	
	Polco's weekly email	
	Other	